

Signatur

D 224

Bibliothek des Instituts für Weltwirtschaft  
an der Universität Kiel



# REVENUES (INDIA).

RETURN to an Order of the Honourable The House of Commons,  
dated 23 May 1854;—for,

AN ACCOUNT, “ exhibiting, in Sterling Money, the GROSS and NET REVENUES of *India*, distinguishing the several Presidencies, &c., for the Year ended the 30th day of April 1852; showing also the Charges of Collection and other Payments out of those Revenues, the Rates per Cent. for which the Gross Receipts were collected, and the Public Expenditure under its several Heads of Account, both in *India* and in *England*, the Amount of the India Debt and of the Home Bond Debt, with the Interest payable thereon, and the Cash Balances in the Indian and Home Treasuries, on the 30th day of April 1852.”

East India House, }  
25 May 1854. }

JAMES C. MELVILL,  
Secretary.

(Sir Charles Wood.)



Ordered, by The House of Commons, to be Printed,  
26 May 1854.

## L I S T.

No. of Account.		Page.
INCOME OF INDIA.		
1	An Account of the Gross Revenues of India, for the Year 1851-52, with the Charges of Collection and other Payments out of those Revenues; the Net Receipts into the several Government Treasuries, and the Rates per Cent. for which the Gross Receipts were collected, converted into Sterling Money at the established rate of Two Shillings per Sicca Rupee - - - - -	4
2	An Account of the Gross Revenues of the Presidency of Bengal, for the Year 1851-52, with the Charges of Collection and other Payments out of those Revenues; the Net Receipts into the several Government Treasuries, and the Rates per Cent. for which the Gross Receipts were collected - - - - -	6
3	An Account of the Gross Revenues of the Eastern Settlements (Prince of Wales Island, Singapore and Malacca), for the Year 1851-52, with the Charges of Collection and other Payments out of those Revenues; the Net Receipts into the several Government Treasuries, and the Rates per Cent. for which the Gross Receipts were collected - - - - -	8
4	An Account of the Gross Revenues of the District of Coorg for the Year 1851-52, with the Charges of Collection and other Payments out of those Revenues; the Net Receipts into the Commissioner's Treasury, and the Rate per Cent. for which the Gross Receipts were collected - - - - -	9
5	An Account of the Gross Revenues from Territory ceded by the Burmese, for the Year 1851-52, with the Charges of Collection and other Payments out of those Revenues; the Net Receipts into the several Government Treasuries, and the Rate per Cent. for which the Gross Receipts were collected - - - - -	9
6	An Account of the Gross Revenues of the North Western Provinces, including the newly acquired Territories, for the Year 1851-52, with the Charges of Collection and other Payments out of those Revenues; the Net Receipts into the several Government Treasuries, and the Rates per Cent. for which the Gross Receipts were collected - - - - -	10
7	An Account of the Gross Revenues of the Punjab and Trans-Indus Territory, for the Year 1851-52, with the Charges of Collection and other Payments out of those Revenues; the Net Receipts into the several Government Treasuries, and the Rates per Cent. for which the Gross Receipts were collected - - - - -	11
8	An Account of the Gross Revenues of the Presidency of Madras, for the Year 1851-52, with the Charges of Collection and other Payments out of those Revenues; the Net Receipts into the several Government Treasuries, and the Rates per Cent. for which the Gross Receipts were collected - - - - -	12
9	An Account of the Gross Revenues of the Presidency of Bombay, for the Year 1851-52, with the Charges of Collection and other Payments out of those Revenues; the Net Receipts into the several Government Treasuries, and the Rates per Cent. for which the Gross Receipts were collected - - - - -	13
10 and 11	An Account of the Gross Revenues of Scinde and Sattara, for the Year 1851-52, with the Charges of Collection and other Payments out of those Revenues; the Net Receipts into the several Government Treasuries, and the Rates per Cent. for which the Gross Receipts were collected - - - - -	14
INCOME AND EXPENDITURE OF INDIA.		
12	An Account of the Total Income of the Revenue of India, in the Year ended the 30th April 1852, after deducting the Repayments, Allowances and Drawbacks; together with an Account of the Public Expenditure, including the Allowances, Assignments and other Payments made out of the Revenues in accordance with Treaties or other Engagements, but exclusive of Sums applied to the Reduction of Debt - - - - -	15
13	An Account of the Net Public Income of India, in the Year ended the 30th April 1852, (after abating the Expenditure thereout defrayed by the several Revenue Departments, and the Allowances, Assignments and other Payments out of those Revenues, made in accordance with Treaties or other Engagements), and of the actual Issues or Payments within the same period; exclusive of the Sums applied to the Reduction of Debt - - - - -	16
14	Abstract Account of the Balances of Cash in the several Treasuries of India on the 30th April 1851, the Amount of Debt incurred and Debt discharged during the Year 1851-52, the Amount of Advances and Repayments on various Accounts; the Supplies to and from London, and between the several Presidencies, and the Balances in the Indian Treasuries on the 30th April 1852, showing also the Amount of the Cash Balance in England, and the Aggregate of the Cash Balances, both in India and England, at the latter date - - - - -	17

No. of Account.		Page.
	APPENDICES.	
15	General Abstract Account of the Receipts under the head of Tributes and Subsidies -	18
16	General Abstract of the Charges of Collection, on the Public Income of India for the Year ended the 30th April 1852 - - - - -	18
17	General Abstract of Payments other than Charges of Collection, chargeable against the following Heads of Revenue for the Year ended the 30th April 1852 - - -	25
18	General Abstract Account of the Allowances and Assignments paid out of the Revenues in accordance with Treaties or other Engagements in the Year ended the 30th April 1852 - - - - -	27
19	General Abstract Account of the Amount set apart in the Year 1851-52, on account of the Sinking Fund for the redemption of the Bonds issued to the Creditors of the late Rajah of Tanjore, with the Interest and Charges thereon payable out of the Tanjore Revenues - - - - -	31
20	General Abstract Account of the Allowances to District and Village Officers and Enamdars, including Charitable Grants - - - - -	31
21	General Abstract Account of the Charges of the Civil and Political Establishments of India, including Contingent Charges for the Year ended 30th April 1852 - - -	32
22	General Abstract Account of the Judicial and Police Charges of India (including Contingent Charges) for the Year ended 30th April 1852 - - - - -	36
23	General Abstract Account of the Amount Expended for Buildings, Roads and other Public Works, exclusive of Repairs and of Military Buildings, for the Year ended the 30th April 1852 - - - - -	38
24	General Abstract Account of the Charges of the Eastern Settlements (Prince of Wales Island, Singapore and Malacca), for the Year ended the 30th April 1852 - - -	38
25	General Abstract Account of the Military Charges of India for the Year ended 30th April 1852 (including the Charges defrayed in England) - - - - -	40
26	General Abstract Account of the Marine Charges of India for the Year ended 30th April 1852 (including the Charges defrayed in England) - - - - -	41
27	General Abstract Account of the Mint Charges of India for the Year ended 30th April 1852 - - - - -	43
28	General Abstract Account of the Sums paid and payable for Interest on India Debt in the Year ended the 30th April 1852, showing also the Amount of the Debt at that date - - - - -	43
29	General Abstract of the Receipts and Disbursements of the several Presidencies of India, for the Year ended the 30th April 1852, showing the Local Surplus or Deficit at each Presidency - - - - -	45
30	Account of the Balances of Public Money in the several Treasuries of India on the 30th April 1851, the Amount of Debt incurred and Debt discharged during the Year 1851-52, the Amount of Advances and Repayments on various accounts; the Supplies to and from London and between the several Presidencies, and the Balances in the Indian Treasuries on the 30th April 1852 - - - - -	46
31	General Abstract Account of the Sums paid and payable for interest on the Home Bond Debt for the Year ended the 30th April 1852, showing also the Amount of the Debt at that date - - - - -	48
32	General Abstract Account of the Charges for Transport of Troops and Stores, deducting the Amount of Freight charged in Invoices, in the Year ended the 30th April 1852 - - -	48
33	General Abstract Account of the particulars comprised under the head of "Charges General" in the Statement of the Home Expenditure (Nos. 12 and 13), in the Year ended the 30th April 1852 - - - - -	49
34	General Abstract Account of Stores exported to India in the Year ended the 30th April 1852 - - - - -	50

East India House, }  
25 May 1854. }

James C. Melvill,  
Secretary.

No. 1. - - - - -

AN ACCOUNT of the GROSS REVENUES of India for the Year 1851-52, with the CHARGES of COLLECTION Rates per Cent. for which the Gross Receipts were collected, converted into

HEADS OF REVENUE.	1. GROSS RECEIPTS.	2. Repayments: Allowances, Refunds and Drawbacks.	3. Net Receipt within the Year, after deducting Repayments.
<b>ORDINARY REVENUES:</b>	£.	£.	£.
Land Revenue, including Tributes and Subsidies from Native States, Excise Duties in Calcutta, Sayer and Abkarry Revenues, and Moturpha and small Farms, and Licences at Madras:			
Land Revenue - - - - -	£. 15,025,783		
Tributes and Subsidies ( <i>See Account, No. 15</i> ) - - - - -	601,855		
Excise Duties in Calcutta - - - - -	26,826		
Sayer and Abkarry, including the Moturpha and small Farms, and Licences at Madras - - - - -	1,251,424		
Miscellaneous Receipts in the Revenue Department - - - - -	95,283		
Customs - - - - -	17,001,171	18,811	16,982,360
	1,661,813	63,681	1,598,132
<b>Salt:</b>	£.		
Sale of Salt - - - - -	1,301,240		
Duties levied - - - - -	1,326,126		
Produce of Salt Mines in the Punjaub - - - - -	125,739		
<b>TOTAL RECEIPTS from Salt - - -</b>	<b>2,753,105</b>		
<b>Deduct,—</b>			
Customs on Salt imported into Calcutta (included with the Customs Revenue in Indian Statements) - - - - -	£. 658,654		
Produce of Salt Mines in the Punjaub (included with the Sayer in Indian Statements) - - - - -	125,739		
	784,393		
Opium - - - - -	1,968,712	- - -	1,968,712
Tobacco Sales at Madras - - - - -	3,993,542	- - -	3,993,542
	84,073	- - -	84,073
Post-office Collections - - - - -	192,115	1,004	191,111
Stamp Duties - - - - -	472,027	11,568	460,459
Mint Receipts - - - - -	121,011	- - -	121,011
Marine and Pilotage Receipt - - - - -	108,103	- - -	108,103
Judicial Fees and Fines - - - - -	153,826	1,646	152,180
Revenues of Prince of Wales Island, Singapore and Malacca ( <i>See Account, No. 3</i> ) - - - - -	60,686	- - -	60,686
Revenues and Receipts from the District of Coorg ( <i>See Account, No. 4</i> ) - - - - -	17,552	- - -	17,552
Sale of Presents - - - - -	15,872	- - -	15,872
Miscellaneous Receipts in the Civil and Political Departments - - - - -	28,124	- - -	28,124
Interest on Arrears of Revenue, and on other Accounts - - - - -	58,541	- - -	58,541
<b>TOTAL of Ordinary Revenues - - -</b>	<b>25,937,168</b>	<b>96,710</b>	<b>25,840,458</b>
<b>OTHER RESOURCES:</b>			
On account Net Proceeds of Estates administered to by the late Registrar of the Supreme Court, section 1 of the Act of the Government of India, No. 5 of 1851 - - - - -	47,773	- - -	47,773
On account Sale Proceeds of Assets of the late Government in the Punjaub - - - - -	14,817	- - -	14,817
	25,999,758	96,710	25,903,048
Gain by Exchange with reference to the fixed rate of 2s. the Sicca Rupee on Remittance Transactions between India and London - - - - -	189,670	- - -	189,670
<b>TOTAL REVENUE RECEIPTS of all the Presidencies of India - £.</b>	<b>26,189,428</b>	<b>96,710</b>	<b>26,092,718</b>

Note.—The "Charges of Collection" necessarily include Salaries and Expenses of Offices charged with

- - - - - No. 1.

and other Payments out of those Revenues, the NET RECEIPTS into the several Government Treasuries, and the Sterling Money at the established Rate of Two Shillings per Sicca Rupee.

PAYMENTS OUT OF THE INCOME.						60.	11.
4. Charges of Collection, including Cost and Charges of Salt, Opium and Tobacco. <i>See Account, No. 16.</i>	5. Allowances and Assignments payable out of the Revenues in accordance with Treaties or other Engagements. <i>See Account, No. 18.</i>	6. Sinking Fund for the Redemption of the Bonds issued to the Creditors of the late Rajah of Tanjore, and Interest thereon (payable out of the Tanjore Revenues). <i>See Account, No. 19.</i>	7. Allowances to District and Village Officers and Enamdars, including Charitable Grants. <i>See Account, No. 20.</i>	8. Other Payments. <i>See Account, No. 17.</i>	9. Total Payments out of the Income.	Net Receipts into the several Government Treasuries.	Rate per Cent. for which the Gross Receipt was collected.
£.	£.	£.	£.	£.	£.	£.	
1,623,576	1,278,469	46,482	1,109,120	256,824	4,313,971	12,668,389	9.549
189,343	- - -	- - -	- - -	1,356	190,699	1,407,433	11.393
388,054	- - -	- - -	- - -	- - -	388,054	1,580,658	19.711
1,050,498	- - -	- - -	- - -	- - -	1,050,498	2,943,044	26.305
22,557	- - -	- - -	- - -	- - -	22,557	61,516	26.830
207,855	- - -	- - -	- - -	6,329	214,184	Excess of Payments, 23,073	8.869
23,178	- - -	- - -	- - -	- - -	23,178	437,281	3.366
- - -	- - -	- - -	- - -	- - -	- - -	121,011	6.954
- - -	- - -	- - -	- - -	- - -	- - -	108,103	
- - -	- - -	- - -	- - -	- - -	- - -	152,180	
4,035	5,574	- - -	- - -	- - -	9,609	51,077	
2,396	7,920	- - -	- - -	5,700	16,016	1,536	13.651
- - -	- - -	- - -	- - -	- - -	- - -	15,872	
- - -	- - -	- - -	- - -	- - -	- - -	28,124	
- - -	- - -	- - -	- - -	- - -	- - -	58,541	
3,511,492	1,291,963	46,482	1,109,120	269,709	6,228,766	19,611,692	
- - -	- - -	- - -	- - -	31,418	31,418	16,355	
- - -	- - -	- - -	- - -	5,038	5,038	9,779	
3,511,492	1,291,963	46,482	1,109,120	306,165	6,265,222	19,637,826	
- - -	- - -	- - -	- - -	- - -	- - -	189,670	
3,511,492	1,291,963	46,482	1,109,120	306,165	6,265,222	19,827,496	

Duties of internal Administration, as well as with the collection of the Revenues.

No. 2.

AN ACCOUNT of the GROSS REVENUES of the Presidency of *Bengal* for the Year 1851-52, with the CHARGES Treasuries, and the Rates per Cent. for

	1.	2.	3.
	GROSS RECEIPTS.	Repayments : Allowances, Refunds and Drawbacks.	Net Receipt within the Year, after deducting Repayments.
<b>ORDINARY REVENUES :</b>			
Land Revenue, including Tributes and Subsidy from Native States, Excise Duties in Calcutta, Sayer and Abkarry Revenues :	£.	£.	£.
Land Revenue - - - - -	£. 3,327,428		
Tributes from the Nizam, Rajpoot and other States (Account, No. 15) - - - - -	123,560		
Subsidy from the Nagpore Government (Account, No. 15) - - - - -	75,000		
	3,525,988		
Excise Duties in Calcutta - - - - -	26,826		
Sayer and Abkarry - - - - -	279,244		
Miscellaneous Receipts in the Revenue Department - - - - -	7,080		
	3,839,138	6,959	3,832,179
<b>Customs :</b>			
	Gross Receipts.	Drawback and Refunds of Duty.	Net Receipt.
	£.	£.	£.
On Goods Imported - - - - -	312,616	10,522	302,094
Ditto - Exported - - - - -	123,319	1,312	122,007
	435,935	11,834	424,101
On Salt - - - - -	658,654	13,211	645,443
	£. 1,094,589	25,045	1,069,544
	1,094,589	25,045	1,069,544
Sale of Salt - - - - -	848,026	- - -	848,026
Sale of Opium - - - - -	2,925,089	- - -	2,925,089
Post-office Collections - - - - -	46,139	- - -	46,139
Stamp Duties - - - - -	201,830	834	200,996
Mint Receipts - - - - -	82,978	- - -	82,978
Marine and Pilotage Receipts - - - - -	85,056	- - -	85,056
Judicial Fees and Fines - - - - -	100,831	- - -	100,831
Revenues of Prince of Wales Island, Singapore and Malacca (See Account, No. 3) - - - - -	60,686	- - -	60,686
Revenues and Receipts from the District of Coorg (See Account, No. 4) - - - - -	17,552	- - -	17,552
Sale of Durbar Presents - - - - -	14,342	- - -	14,342
Receipts from Territory ceded by the Burmese (See Account, No. 5) - - - - -	235,427	- - -	235,427
Interest on Arrears of Revenue, and on other Accounts - - - - -	7,231	- - -	7,231
Miscellaneous Receipts in the Civil and Political Departments - - - - -	21,671	- - -	21,671
<b>TOTAL Ordinary Revenues - - - £.</b>	<b>9,580,585</b>	<b>32,838</b>	<b>9,547,747</b>
<b>OTHER RESOURCES :</b>			
On account Net Proceeds of Estates administered to by the late Registrar of the Supreme Court (Section 1 of the Act of the Government of India, No. 5 of 1851) - - - - -	47,773	- - -	47,773
	9,628,358	32,838	9,595,520
Gain by Exchange with reference to the fixed rate of 2s. the Sicca Rupee on Remittance Transactions between Bengal and London - - - - -	161,454	- - -	161,454
<b>TOTAL Bengal Presidency - - - £.</b>	<b>9,789,812</b>	<b>32,838</b>	<b>9,756,974</b>

No. 2.

of COLLECTION and other Payments out of those Revenues, the NET RECEIPTS into the several Government which the Gross Receipts were collected.

PAYMENTS OUT OF THE INCOME.				8.	9.
4.	5.	6.	7.	Net Receipts into the several Government Treasuries.	Rate per Cent. for which the Gross Receipt was collected.
Charges of Collection, including Cost and Charges of Salt and Opium.	Allowances and Assignments payable out of the Revenues in accordance with Treaties or other Engagements.	Other Payments.	Total Payments out of the Income.		
£.	£.	£.	£.	£.	
335,756	240,830	34,457	611,043	3,221,136	8.745
46,871	- - -	- - -	46,871	1,022,673	4.282
303,574	- - -	- - -	303,574	544,452	Including Cost of Salt and Opium. See Acct. No. 16. 35.796 Excluding Cost of Salt and Opium. 14.882
1,039,623	- - -	- - -	1,039,623	1,885,466	
51,469	- - -	- - -	51,469	{ Excess of Payments, 5,330 190,919 82,978 85,056 100,831	4.992
10,077	- - -	- - -	10,077		
- - -	- - -	- - -	- - -		
- - -	- - -	- - -	- - -		
- - -	- - -	- - -	- - -	- - -	- - -
4,035	5,574	- - -	9,609	51,077	
2,396	7,920	5,700	16,016	1,536	13.651
51,705	- - -	1,134	52,839	14,342	
- - -	- - -	- - -	- - -	182,588	
- - -	- - -	- - -	- - -	7,231	
- - -	- - -	- - -	- - -	21,671	
1,845,506	254,324	41,291	2,141,121	7,406,626	
- - -	- - -	31,418	31,418	16,355	
1,845,506	254,324	72,709	2,172,539	7,422,981	
- - -	- - -	- - -	- - -	161,454	
1,845,506	254,324	72,709	2,172,539	7,584,435	

## No. 3.

AN ACCOUNT of the GROSS REVENUES of the Eastern Settlements for the Year 1851-52, with the CHARGES of COLLECTION and other Payments out of those Revenues, the NET RECEIPTS into the several Government Treasuries, and the Rates per Cent. for which the Gross Receipts were collected.

NET RECEIPTS INTO THE SEVERAL GOVERNMENT TREASURIES.						
1. RECEIPTS.	PAYMENTS OUT OF THE INCOME.				5. Net Receipts into the several Government Treasuries.	6. Rate per Cent. for which the Gross Receipt was collected.
	2. Charges of Collection.	3. Allowances and Assignments payable out of the Revenues.	4. Total Payments out of the Income.			
£.	£.	£.	£.			
<i>Prince of Wales Island :</i>						
Opium Farms - - - - -	4,898	-	-	-	11.815	
Arrack, Serree, Toddy, Baung and Market Farms - - - - -	5,398	-	-	-		
Quit and Ground Rents, Sale of waste and unoccupied Lands, Fees, &c. - - - - -	4,668	-	-	-		
	14,964	1,768	3,974	10,990		
	29	105	105	Excess of Payments 76		
Post-office Collections - - - - -	-	-	-	39		
Marine Receipts (Fees) - - - - -	39	-	-	-		
Judicial Fees and Fines - - - - -	2,077	-	-	2,077		
	17,109	1,873	4,079	13,030		
<i>Singapore :</i>						
Opium Farms - - - - -	15,630	-	-	-	2.718	
Arrack, Serree, Toddy, Baung and Market Farms - - - - -	11,672	-	-	-		
Quit and Ground Rents, Sale of Lands, Pawnbrokers' Licences, Fees, &c. - - - - -	3,707	-	-	-		
	31,009	843	2,634	28,375		
	747	819	819	Excess of Payments, 72		
Post-office Collections - - - - -	-	-	-	112		
Marine Receipts, Fees, &c. - - - - -	112	-	-	-		
Judicial Fees and Fines - - - - -	2,434	-	-	2,434		
	34,302	1,662	3,453	30,849		
<i>Malacca :</i>						
Opium Farms - - - - -	2,894	-	-	-	5.796	
Arrack, Serree, Toddy, Baung and Market Farms - - - - -	2,004	-	-	-		
Renter of the Tin of Malacca - - - - -	2,894	-	-	-		
Land Revenue, Rents, Pawnbrokers' Licences, &c. - - - - -	835	-	-	-		
	8,627	500	2,077	6,550		
	11	-	-	11		
Post-office Collections - - - - -	637	-	-	637		
Judicial Fees and Fines - - - - -	-	-	-	-		
	9,275	500	2,077	7,198		
	60,686	4,035	9,609	51,077		
Total, Eastern Settlements - - - £.						
<i>ABSTRACT ACCOUNT of the REVENUES of the EASTERN SETTLEMENTS :</i>						
Farms, Rents, Licences, Fees, &c. - - - - -	54,600	3,111	8,685	45,915	5.698	
Post-office Collections - - - - -	787	924	924	Excess of Payments, 137		
Marine Receipts - - - - -	151	-	-	151		
Judicial Fees and Fines - - - - -	5,148	-	-	5,148		
	60,686	4,035	9,609	51,077		
Total, Carried to Accounts, Nos. 1 and 2 - - - £.						

## No. 4.

27 AN ACCOUNT of the GROSS REVENUES of the District of Coorg for the Year 1851-52, with the CHARGES of COLLECTION and other Payments out of those Revenues, the NET RECEIPTS into the Commissioner's Treasury, and the Rate per Cent. for which the Gross Receipts were collected.

1.	PAYMENTS OUT OF THE INCOME.				6.	7.
	GROSS RECEIPTS.	2. Charges of Collection.	3. Allowances and Assignments payable out of the Revenues.	4. Other Payments.	5. Total Payments out of the Income.	
HEADS of REVENUE:	£.	£.	£.	£.	£.	Rate per Cent. for which the Gross Receipt was collected.
Land Revenue -	12,742					
Abkarry and Rent of Farms -	2,138					
Sale of Cardamums and Sandal Wood -	2,322					
Fees, Fines and Miscellaneous Receipts -	350					
Carried to Accounts, Nos. 1 and 2 - - - £.	17,552	2,396	7,920	5,700	16,016	13.651

## No. 5.

AN ACCOUNT of the GROSS REVENUES from Territory ceded by the *Burmese*, for the Year 1851-52, with the CHARGES of COLLECTION and other Payments out of those Revenues, the NET RECEIPTS into the several Government Treasuries, and the Rate per Cent. for which the Gross Receipts were collected.

1.	PAYMENTS OUT OF THE INCOME.				6.	7.
	GROSS RECEIPTS.	2. Charges of Collection.	3. Allowances and Assignments payable out of the Revenues.	4. Other Payments.	5. Total Payments out of the Income.	
HEADS of REVENUE:	£.	£.	£.	£.	£.	Rate per Cent. for which the Gross Receipt was collected.
Land Revenue -	210,167					
Sayer and Abkarry -	20,299					
Judicial Fees and Fines -	230,466	51,705	-	1,134	52,839	22.434
Stamps -	3,919	-	-	-	-	
	1,042	-	-	-	-	
Carried to Account, No. 2 - - - £.	235,427	51,705	-	1,134	52,839	182,588

## No. 6.

AN ACCOUNT of the GROSS REVENUES of the *North-Western Provinces*, including the newly-acquired Territories, for the Year 1851-52, with the CHARGES of COLLECTION and other Payments out of those Revenues, the NET RECEIPTS into the several Government Treasuries, and the Rates per Cent. for which the Gross Receipts were collected.

	1. GROSS RECEIPTS.	2. Repayments: Allowances, Refunds and Drawbacks.	3. Net Receipt within the Year, after deducting Repayments.	PAYMENTS OUT OF THE INCOME.				8. Net Receipts into the several Government Treasuries.	9. Rate per Cent. for which the Gross Receipt was collected.
				4. Charges of Collection.	5. Allowances and Assignments payable out of the Revenues in accordance with Treaties or other Engagements.	6. Other Payments.	7. Total Payments out of the Income.		
	£.	£.	£.	£.	£.	£.	£.	£.	
<b>ORDINARY REVENUES:</b>									
Land, Sayer and Abkarry Revenues:									
Land Revenue - - - - -	£. 4,676,813								
Sayer and Abkarry Revenue - - -	306,762								
Miscellaneous Receipts in the Revenue Department - - - - -	51,718								
	5,035,293	4,514	5,030,779	492,694	425,241	25,597	873,532	4,157,247	8.394
<b>Customs:</b>									
On Goods imported - - - - -	£. 60,086								
Ditto - exported - - - - -	65,440								
Transit Duties at Ajmere - - - -	6,384	20,811	111,099	81,297	-	-	81,297	29,802	61.630
Receipts from Salt (Duties) - - -	-	-	441,862	10,044	-	-	10,044	431,818	2.273
Post-office Collections - - - - -	-	892	63,568	63,049	-	-	63,049	519	97.811
Stamp Duties - - - - -	-	6,334	140,195	4,449	-	-	4,449	135,746	3.036
Judicial Fees and Fines - - - - -	-	1,537	19,906	-	-	-	-	19,906	
Sale of Presents - - - - -	521	-	521	-	-	-	-	521	
Interest on Arrears of Revenue, and on other Accounts -	3,045	-	3,045	-	-	-	-	3,045	
	5,845,063	34,088	5,810,975	581,533	425,241	25,597	1,032,371	4,778,604	
<b>TOTAL, North-Western Provinces, including the Cis- and Trans-Sutlej States - - - - -</b>	<b>£.</b>								
ADD.—Punjab and Trans-Indus Territory, per separate Statement, No. 7 - - - -	1,139,514	2,338	1,137,176	147,766	85,213	12,080	245,065	892,111	
<b>TOTAL, North-Western Provinces, including the newly-acquired Territories - - - - -</b>	<b>£.</b>								
	6,984,577	36,426	6,948,151	729,299	510,454	37,683	1,277,436	5,670,715	

No. 7.

AN ACCOUNT of the GROSS REVENUES of the *Punjab* and *Trans-Indus* Territory for the Year 1851-52, with the CHARGES of COLLECTION and other Payments out of those Revenues, the NET RECEIPTS into the several Government Treasuries, and the Rates per Cent. for which the Gross Receipts were collected.

	1. GROSS RECEIPTS.	2. Repayments: Allowances, Refunds and Drawbacks.	3. Net Receipt within the Year, after deducting Repayments.	PAYMENTS OUT OF THE INCOME.				8. Net Receipts into the several Government Treasuries.	9. Rate per Cent. for which the Gross Receipt was collected.
				4. Charges of Collection.	5. Allowances and Assignments payable out of the Revenues in accordance with Treaties or other Engagements.	6. Other Payments.	7. Total Payments out of the Income.		
	£.	£.	£.	£.	£.	£.	£.	£.	
ORDINARY REVENUES:									
Land, Sayer and Abkarry Revenues:									
Land Revenue - - - - -									
Sayer and Abkarry - - - - -									
Produce of Salt Mines (Sayer) - - -									
Miscellaneous Receipts in the Revenue Department - - - - -									
	1,092,160	1,842	1,090,318	136,955	85,213	7,048	229,216	861,102	12.540
	14,525	112	14,413	10,413	-	-	10,413	4,000	71.690
Post-Office Collections - - - - -									
Stamp Duties - - - - -	12,611	384	12,227	398	-	-	398	11,829	3.156
Judicial Fees and Fines - - - - -	4,392	-	4,392	-	-	-	-	4,392	
Sale of Presents - - - - -	1,009	-	1,009	-	-	-	-	1,009	
	1,124,697	2,338	1,122,359	147,776	85,213	7,048	240,027	882,332	
	14,817	-	14,817	-	-	(Arrears of Establishment of the late Lahore Government.) 5,038	5,038	9,779	
	1,139,514	2,338	1,137,176	147,766	85,213	12,086	245,065	892,111	
OTHER RESOURCES:									
Sale Proceeds of Assets of the late Government of the Punjab - - - - -									
TOTAL, Punjab and Trans-Indus Territory, carried to Account, No. 6 - - - - -									

272.

B 2

## No. 8.

AN ACCOUNT of the GROSS REVENUES of the Presidency of *Madras* for the Year 1851-52, with the CHARGES of COLLECTION and other Payments out of those Revenues, the NET RECEIPTS into the several Government Treasuries, and the Rates per Cent. for which the Gross Receipts were collected.

PAYMENTS OUT OF THE INCOME.										
1.	2.	3.	4.	5.	6.	7.	8.	9.	10.	11.
GROSS RECEIPTS.	Repayments: Allowances, Refunds and Drawbacks.	Net Receipt within the Year, after deducting Repayments.	Charges of Collection, including Cost and Charges of Salt and Tobacco.	Allowances and Assignments payable out of the Revenues in accordance with Treaties or other Engagements.	Charitable Grants in lieu of Resumed Lands, Privileges and Offices, &c.	Sinking Fund for the Redemption of the Bonds issued to the late Rajah of Tanjore, and Interest thereon (payable out of the Tanjore Revenues).	Other Payments.	Total Payments out of the Revenues.	Net Receipts into the several Government Treasuries.	Rate per Cent. for which the Gross Receipt was collected.
£.	£.	£.	£.	£.	£.	£.	£.	£.	£.	
ORDINARY REVENUES:										
Land Revenue, including Subsidies from Native States, Abkarry and Moturpha Revenues, &c.:										
Land Revenue - - - - -										
Subsidies from Mysore, Travancore and Cochin (Account, No. 15) - - -										
Abkarry - - - - -										
Small Farms and Licences										
Moturpha - - - - -										
Miscellaneous Receipts in the Revenue Department										
27,753										
Customs:										
Land Customs - - - - -										
Sea - - - - -										
20,846										
88,867										
Sale of Tobacco - - - - -										
Ditto Salt - - - - -										
84,073										
453,214										
Post-office Collections - - -										
39,217										
Stamp Duties - - - - -										
50,786										
Mint Receipts - - - - -										
7,684										
Marine ditto - - - - -										
6,624										
Judicial Fees and Fines - -										
12,082										
Interest on Arrears of Revenue and on other Accounts - - - - -										
45,600										
2,265										
Miscellaneous Civil Receipts -										
4,889,793	9,453	4,880,340	535,730	389,760	82,920	46,482	147,216	1,202,108	3,678,232	
£.										
Gain by Exchange with reference to the fixed rate of 2s. the Sicaa Rupee on Remittance Transactions between Madras and London - - - - -										
25,816	-	25,816	-	-	-	-	-	-	25,816	
4,915,609	9,453	4,906,156	535,730	389,760	82,920	46,482	147,216	1,202,108	3,704,048	
TOTAL, Madras Presidency - - £.										

Including Cost of Tobacco and Salt. - See Account, No. 16.	26,830	6,944	12,690	4,732
Excluding Cost of Tobacco and Salt.	17,652			
	9,580			
	89,084			
	61,516			
	396,700			
Excess of payments	1,107			
	41,557			
	7,684			
	6,624			
	12,082			
	45,600			
	2,265			
	3,678,232			
	25,816			
	1,202,108			
	147,216			
	-			
	-			
	-			
	-			
	-			
	-			
	-			
	-			
	-			
	-			
	-			
	-			
	-			
	-			
	-			
	-			
	-			
	-			
	-			
	-			
	-			
	-			
	-			
	-			
	-			
	-			
	-			
	-			
	-			
	-			
	-			
	-			
	-			
	-			
	-			
	-			
	-			
	-			
	-			
	-			
	-			
	-			
	-			
	-			
	-			
	-			
	-			
	-			
	-			
	-			
	-			
	-			
	-			
	-			
	-			
	-			
	-			
	-			
	-			
	-			
	-			
	-			
	-			
	-			
	-			
	-			
	-			
	-			
	-			
	-			
	-			
	-			
	-			
	-			
	-			
	-			
	-			
	-			
	-			
	-			
	-			
	-			
	-			
	-			
	-			
	-			
	-			
	-			
	-			
	-			

Including Cost  
of Tobacco and  
Salt. See Ac-  
count, No. 16.  
26,830  
12,690

Excluding  
Cost of  
Tobacco and  
Salt.  
6,944  
4,732

10,264

Excess of payments

1,107

41,557

7,684

6,624

12,082

45,000

2,265

3,678,232

25,816

3,704,048

AN ACCOUNT of the GROSS REVENUES of the Presidency of *Bombay* for the Year 1851-52, with the CHARGES of COLLECTION and other Payments out of those REVENUES, the NET RECEIPTS into the several Government Treasuries, and the Rates per Cent. for which the Gross Receipts were collected.

SHOWING THE PUBLIC EXPENDITURE UNDER ITS SEVERAL HEADS.

13

1.	2.	3.	PAYMENTS OUT OF THE INCOME.					9.	10.
			4.	5.	6.	7.	8.		
GROSS RECEIPTS.	Repayments: Allowances, Refunds and Drawbacks.	Net Receipt within the Year, after deducting Repayments.	Charges of Collection.	Allowances and Assignments payable out of the Revenues in accordance with Treaties or other Engagements.	Allowances to District and Village Officers, and Enamdaris, including Charitable Grants.	Other Payments.	Total Payments out of the Income.	Net Receipts into the several Government Treasuries.	Rate per Cent. for which the Gross Receipt was collected.
£.	£.	£.	£.	£.	£.	£.	£.	£.	
2,262,544	1,239	2,261,305	237,424	86,551	872,854	40,872	1,237,701	1,023,604	10.493
306,769	16,397	290,372	39,002	-	-	1,356	40,358	250,014	12.713
225,610	-	225,610	16,922	-	-	-	16,922	208,688	7.500
1,068,453	-	1,068,453	10,875	-	-	-	10,875	1,057,578	1.018
24,083	-	24,083	37,831	-	-	-	37,831	Excess of Payments, 13,748	
57,268	-	57,268	2,802	-	-	-	2,802	54,466	4.892
30,349	-	30,349	-	-	-	-	-	30,349	
15,311	-	15,311	-	-	-	-	-	15,311	
6,809	-	6,809	-	-	-	-	-	6,809	
2,665	-	2,665	-	-	-	-	-	2,665	
1,273	-	1,273	-	-	-	-	-	1,273	
225,213	294	224,919	39,737	19,564	684	6,329	66,314	158,605	
270,683	63	270,620	16,364	31,310	152,662	-	200,336	70,284	
4,497,930	17,993	4,479,937	400,957	137,425	1,026,200	48,557	1,613,139	2,865,898	
2,400	-	2,400	-	-	-	-	-	2,400	
4,499,430	17,993	4,481,437	400,957	137,425	1,026,200	48,557	1,613,139	2,868,298	
ORDINARY REVENUES:									
Land and Sayer Revenue, including Tributes and Subsidies from Native States:									
Land Revenue	-	-	-	-	-	-	-	-	-
Tributes and Subsidies (Account, No. 15)	-	-	-	-	-	-	-	-	-
Sayer	-	-	-	-	-	-	-	-	-
Miscellaneous Receipts in the Revenue Department	-	-	-	-	-	-	-	-	-
Customs:	-	-	-	-	-	-	-	-	-
At Bombay: On Goods imported	-	-	-	-	-	-	-	-	-
On Goods exported	-	-	-	-	-	-	-	-	-
Excise Duties on Spirituous Liquors and Tobacco (included with the Customs Receipts in Indian State-ments)	-	-	-	-	-	-	-	-	-
Toll and Ferry Collections, Tonnage Duty, and Miscellaneous Receipts in the Customs Department	-	-	-	-	-	-	-	-	-
At Subordinates: Land Customs	-	-	-	-	-	-	-	-	-
Sea Customs	-	-	-	-	-	-	-	-	-
Receipts from Salt Excise Duty	-	-	-	-	-	-	-	-	-
Sale of Opium Passes and Opium:	-	-	-	-	-	-	-	-	-
Opium Passes	-	-	-	-	-	-	-	-	-
Retail Sale of Opium	-	-	-	-	-	-	-	-	-
Post-office Collections	-	-	-	-	-	-	-	-	-
Stamp Duties	-	-	-	-	-	-	-	-	-
Mint Receipts	-	-	-	-	-	-	-	-	-
Marine and Dock Dues	-	-	-	-	-	-	-	-	-
Judicial Fees and Fines	-	-	-	-	-	-	-	-	-
Interest on Arrears of Revenue, and on other Accounts	-	-	-	-	-	-	-	-	-
Miscellaneous Civil Receipts	-	-	-	-	-	-	-	-	-
Receipts of the Province of Scinde (See No. 10)	-	-	-	-	-	-	-	-	-
Ditto - Sattara State (See No. 11)	-	-	-	-	-	-	-	-	-
Gain by Exchange with reference to the fixed rate of Two Shillings the Sica Rupee on Remittance Transactions between Bombay and London	-	-	-	-	-	-	-	-	-
TOTAL, Bombay Presidency	-	-	-	-	-	-	-	-	-

## Nos. 10 and 11.

AN ACCOUNT of the GROSS REVENUES of *Scinde* and *Sattarah* for the Year 1851-52, with the CHARGES of COLLECTION and other Payments out of those REVENUES, the NET RECEIPTS into the several Government Treasuries, and the Rates per Cent. for which the Gross Receipts were collected.

	1.	2.	3.	PAYMENTS OUT OF THE INCOME.				9.	10.
				4.	5.	6.	7.		
	GROSS RECEIPTS.	Repayments: Allowances, Refunds and Drawbacks.	Net Receipt within the Year, after deducting Repayments.	Charges of Collection.	Allowances and Assignments payable out of the Revenues in accordance with Treaties or other Engagements.	Compensation to Enamrars, &c. in lieu of certain Cesses abolished.	Other Payments.	Net Receipts into the several Government Treasuries.	Rate per Cent. for which the Gross Receipt was collected.
<i>Province of Scinde:</i>									
Land and Sayer Revenues:									
Land Revenue	£. 183,275								
Sayer ditto	- 16,262	82	199,455	32,478	19,564	684	-	146,729	16.277
Customs:									
Land	£. 9,578								
Sea	4,015								
Ferry Collections	- 898	166	14,325	2,490	-	-	-	11,835	17.183
Post-office Collections	-	-	3,691	4,769	-	-	6,329	Excess of Payments 7,407	
Marine Receipts: Light-house Fees, Anchorage and Pilotage Dues	1,112	-	1,112	-	-	-	-	1,112	
Judicial Fees and Fines	3,467	46	3,421	-	-	-	-	3,421	
Miscellaneous Receipts: Garden and House-rents, Receipts by Ranger of Forests, &c.	2,915	-	2,915	-	-	-	-	2,915	
<b>Total, Scinde</b>	<b>225,213</b>	<b>294</b>	<b>224,919</b>	<b>39,737</b>	<b>19,564</b>	<b>684</b>	<b>6,329</b>	<b>158,605</b>	
(Carried to Account, No. 9)									
<i>Sattarah State:</i>									
Land and Sayer Revenues:									
Land Revenue	£. 247,817								
Sayer ditto	- 15,681	-	263,498	15,809	31,310	152,662	-	63,717	6.
Customs	-	-	4,341	316	-	-	-	4,025	7.279
Stamp Duties	-	-	1,961	239	-	-	-	1,722	12.187
Judicial Fees and Fines	-	63	820	-	-	-	-	820	
<b>Total, Sattarah</b>	<b>270,683</b>	<b>63</b>	<b>270,620</b>	<b>16,364</b>	<b>31,310</b>	<b>152,662</b>	<b>-</b>	<b>70,284</b>	
(Carried to Account, No. 9)									

AN ACCOUNT of the TOTAL INCOME of the REVENUE of *India*, in the Year ended the 30th April 1852, after deducting the REPAYMENTS, ALLOWANCES and DRAWBACKS; together with an Account of the PUBLIC EXPENDITURE, including the Allowances, Assignments, and other Payments made out of the Revenues in accordance with Treaties or other Engagements, but exclusive of Sums applied to the Reduction of Debt.

HEADS OF REVENUE AND RECEIPTS.			EXPENDITURE.		
Net Receipt, as stated in Column 3 of the Account of	No. of Account.	£.	Payments in the Realisation of the Revenue:	No. of Account.	£.
ORDINARY:					
Land Revenue, including Tributes and Subsidies from Native States, Excise Duties in Calcutta, Sayer and Abkarry Revenues; and Moturpha and Small Farms, and Licences at Madras			Charges of Collection	16	£. 3,511,492
			Other Payments	17	306,165
			TOTAL Payments in the realisation of the Revenue, including Cost of Salt and Opium		3,817,657
Customs			Allowances and Assignments payable out of the Revenues, in accordance with Treaties or other Engagements	18	1,291,963
			Sinking Fund for the Redemption of the Bonds issued to the Creditors of the late Rajah of Tanjore, and Interest thereon, payable out of the Tanjore Revenues	19	46,482
Salt (exclusive of Customs on Salt imported into Calcutta, included with the Customs Receipts)			Allowances to District and Village Officers and Enamdars, including Charitable Grants	20	1,106,120
			TOTAL of the direct Claims and Demands upon the Revenues, including Charges of Collection, and Cost of Salt and Opium		6,265,222
Opium					
Tobacco Sales at Madras			CHARGES IN INDIA:		
			Charges of the Civil and Political Establishments, including Contingent Charges	21	1,755,737
Post-office Collections			Judicial and Police Charges	22	2,280,895
			Building Repairs, and other Public Works, exclusive of Repairs, and of Military Buildings	23	595,654
Stamp Duties			Military Charges	25	£. 9,459,855
			Buildings		215,023
Mint Receipts			Indian Navy, and other Marine Charges	26	9,675,683
			Charges of Prince of Wales Island, Singapore, and Malacca (exclusive of Charges of Collection and other Payments out of the Revenues of the Eastern Settlements)	24	585,764
Judicial Fees and Fines			Mint Charges	27	51,636
			Interest on Debt	28	53,246
Revenues of Prince of Wales Island, Singapore and Malacca					14,605,415
Revenues and Receipts from the District of Coorg					2,184,439
Sale of Presents					£.
Miscellaneous Receipts in the Civil and Political Departments			CHARGES IN ENGLAND:		
Interest on Arrears of Revenue, and on other Accounts			Dividends to Proprietors of East India Stock	31	£. 625,059
			Interest on the Home Bond Debt		121,022
			Steam Communication with India, Goals for Depôts, and various Expenses defrayed, deducting the Sum of £. 50,000 chargeable to Her Majesty's Government		21,451
			Her Majesty's Government on account of the proportion agreed to be borne by the Company, of the Amount payable under Contract between Her Majesty's Government and the Peninsular and Oriental Steam Navigation Company, for an extended Communication between India and China		70,000
			Transport of Troops and Stores, deducting Freight charged in Invoices		13,885
			Furlough and Retired Pay to Military Officers, including Off- reckonings		631,820
			Ditto to Marine Officers		26,433
			Her Majesty's Paymaster-General, on account of Her Majesty's Troops serving in India		200,000
			Retiring Pay to Her Majesty's Troops, Act 4 Geo. 4, c. 71		60,000
			Charges General		490,214
			Assentee Allowances to Civil Servants of the Indian Establishments		27,567
			Retired Pay and Pensions of Civil Punt of 1818, borne by the Company		13,725
			Retired Pay and Pensions of Persons of the late St. Helena Establishment not chargeable to the Crown		5,033
			Her Majesty's Mission to the Court of Persia, portion payable by the Company		12,000
			Invoice Value of Stores consigned to India	34	£. 2,218,200
					188,168
			Excess of Income over Expenditure		£.
					25,561,453
					531,265
					26,092,718

## No. 13.

AN ACCOUNT of the NET PUBLIC INCOME of India in the Year ended the 30th of April 1852 (after abating the Expenditure thereout defrayed by the several Revenue Departments, and the Allowances, Assignments and other Payments out of those Revenues, made in accordance with Treaties or other Engagements), and of the actual ISSUES or PAYMENTS within the same Period, exclusive of the Sums applied to the Reduction of Debt.

HEADS OF REVENUE AND RECEIPTS:			CHARGES IN INDIA:		
	£.	No. of Account.		£.	£.
ORDINARY:					
Land Revenue, including Tributes and Subsidies from Native States, Excise Duties in Calcutta, Sayer and Abkarry Revenues, and Mohurpura and small Farms and Licences at Madras	12,608,389	21	Charges of the Civil and Political Establishments, including Contingent Charges	1,759,737	
Customs	1,407,433	22	Judicial and Police Charges	2,280,895	
Salt (exclusive of Customs on Salt imported into Calcutta, included with the Customs Receipts)	1,580,658	23	Buildings, Roads and other Public Works, exclusive of Repairs and of Military Buildings	398,654	
Opium	2,943,044	25	Military Charges	9,675,483	
Tobacco Sales at Madras	61,516	26	Buildings	385,764	
Post-office Collections, Excess of Charge 23,073 l.	—	24	Indian Navy and other Marine Charges	51,636	
Stamp Duties	437,281	27	Charges of Prince of Wales Island, Singapore and Malacca	53,246	
Mint Receipts	121,011	28	Mint Charges	14,605,415	
Marine and Pilotage Receipts	108,103		Interest on Debt	2,184,439	
Judicial Fees and Fines	152,180			16,759,854	
Revenues of Prince of Wales Island, Singapore and Malacca	51,077		CHARGES IN ENGLAND:		
Revenues and Receipts from the District of Coorg	1,536		Dividends to Proprietors of East India Stock	625,059	
Sale of Presents	15,872		Interest on the Home Bond Debt	121,022	
Miscellaneous Receipts in the Civil and Political Departments	28,124		Steam Communication with India, Coals for Depôts, and various Expenses defrayed, deducting the sum of 50,000 l. chargeable to Her Majesty's Government	21,451	
Interest on Arrears of Revenue and on other Accounts	58,541		Her Majesty's Government, on account of the proportion agreed to be borne by the Company of the amount payable under contract between Her Majesty's Government and the Peninsular and Oriental Steam Navigation Company, for an extended Communication between India and China	70,000	
Post-office, Excess of Charge	23,073		Transport of Troops and Stores, deducting Freight charged in Invoices	13,885	
Other RECEIPTS:			Furlough and Retired Pay to Military Officers, including Off- reckonings	631,820	
On account Net Proceeds of Estates administered to by the late Registrar of the Supreme Court at Calcutta (s. 1 of the Act of the Government of India, No. 5 of 1851)	16,355		Ditto - ditto to Marine Officers	26,433	
On account Sale Proceeds of Assets of the late Government in the Punjab	9,779		Her Majesty's Paymaster-General, on account of Her Majesty's Troops serving in India	200,000	
Gain by Exchange with reference to the fixed rate of 2 s. per Sicca Rupee on Remittance Transactions between India and London	189,670		Retiring Pay to Her Majesty's Troops, Act 4 Geo. 4, c. 71	60,000	
			Charges General	490,214	
			Absentee Allowances to Civil Servants of the Indian Establishments	27,567	
			Annuities of the Madras Civil Fund of 1818, borne by the Company	13,725	
			Retired Pay and Pensions of Persons of the late St. Helena Establishment not chargeable to the Crown	5,033	
			Her Majesty's Mission to the Court of Persia, portion payable by the Company	12,000	
			Invoice Value of Stores consigned to India	2,318,209	
				188,168	
			Excess of Income over Expenditure	—	
				2,506,377	
				19,396,231	
				531,265	
				19,827,496	

272. ABSTRACT ACCOUNT of the BALANCES of CASH in the several TREASURIES of *India* on the 30th April 1851; the Amount of DEBT incurred and DEBT discharged during the Year 1851-52; the Amount of ADVANCES and REPAYMENTS on various accounts; the Supplies to and from *London*, and between the several Presidencies, and the BALANCES in the *Indian* Treasuries on the 30th April 1852; showing also the Amount of the Cash Balance in *England*, and the Aggregate of the Cash Balances both in *India* and *England* at the latter Date.

No. of Account.	£.	No. of Account.	£.
30	Aggregate of Balances in the several Indian Treasuries on the 30th April 1851 - - - - -	30	Debt discharged: Subscriptions to 5 per cent. Loan of 30th June 1841, £. 1,312
"	Debt incurred: Subscriptions to India Loans: 4 per cent. Loan of 1st February 1843 - £. 53,222 5 per cent. Loan of 30th June 1841 - 187	"	Promissory Notes of 5 per cent. Loan of 1822-23 - 3,500
	Treasury Notes issued - - - - - 53,409		Treasury Notes - - - - - 168,892
	Bills outstanding - - - - - 117,481		Supplies to London: 173,704
	Civil, Military and other Service Funds - - - - - 374,348		Court's Bills discharged, and Miscellaneous Remittances and Payments on account of London - - - 3,193,358
	Miscellaneous Deposits - - - - - 187,851		Less, Bills drawn on the Court of Directors; Payments in England for Interest on Loan Property, and Receipts in repayment of Advances made in England to Service Funds, &c. - - - - - 1,045,696
	Gwalior Contingent, under Treaty of 13th January 1844 - - - - - £. 168,494		
	Payments thereof - - - - - 141,833		Excess of Supplies to London - - - - - 2,147,662
	Sinking Fund (and Interest thereon) for Redemption of the Bonds issued to the Creditors of the late Rajah of Tanjore - - - - - 37,697		
"	Advances made by Government, repaid; including Tuccavee Advances: Repayments - - - - - 2,258,791 Advances - - - - - 1,770,889	"	Balance of Supplies between the different Presidencies (on unadjusted Accounts) - - - - - 550,734
29	Local Indian Surplus - - - - -	"	Balances of Cash in the Treasuries in India on the 30th April 1852 - 13,670,697
			£. 16,542,797

CASH BALANCES in the TREASURIES in *India* on the 30th April 1852:

	£.
Bengal - - - - -	£. 3,634,326
North-Western Provinces, &c. - - - - -	3,372,880
Madras - - - - -	2,951,488
Bombay - - - - -	3,712,003
	13,670,697
Balance remaining in the Treasury in England on the same day, per page 4 of the Home Accounts of the East India Company, presented to Parliament, and ordered by the House of Commons to be printed, 16th June 1852 - £. 2,365,849	
Stock in the Public Funds standing in the Company's name, valued at the Market Prices, on the 30th of April 1852 1,007,611	
	3,373,460
TOTAL CASH BALANCES in <i>India</i> and at Home, on 30th April 1852, including Value of Stock in the Public Funds on that day - - - - - £. 17,044,157	

## No. 15.

## GENERAL ABSTRACT ACCOUNT of the RECEIPTS under the HEAD of TRIBUTES and SUBSIDIES.

<i>Bengal :</i>										£.	£.
Tributes from the under-mentioned States :											
Kotah	-	-	-	-	-	-	-	-	-	8,966	
Odeypore	-	-	-	-	-	-	-	-	-	15,661	
Boondee	-	-	-	-	-	-	-	-	-	2,344	
Mundy	-	-	-	-	-	-	-	-	-	9,375	
Doongurpore	-	-	-	-	-	-	-	-	-	2,568	
Jeypore	-	-	-	-	-	-	-	-	-	37,500	
Joudpore	-	-	-	-	-	-	-	-	-	10,856	
Serohee	-	-	-	-	-	-	-	-	-	1,248	
Jhalawar	-	-	-	-	-	-	-	-	-	18,750	
Banswarra	-	-	-	-	-	-	-	-	-	2,567	
Various Petty States	-	-	-	-	-	-	-	-	-	3,699	
Nizam's Government, on account of Mahratta Chouté	-	-	-	-	-	-	-	-	-	10,026	
										123,560	
Subsidy from the Rajah of Nagpore	-	-	-	-	-	-	-	-	-	75,000	198,560
<i>Madras :</i>											
Peishcush and Subsidy :											
Mysore Government	-	-	-	-	-	-	-	-	-	229,687	
Travancore ditto	-	-	-	-	-	-	-	-	-	74,666	
Cochin - ditto	-	-	-	-	-	-	-	-	-	18,750	
											323,103
<i>Bombay :</i>											
Subsidy from the Cutch Government	-	-	-	-	-	-	-	-	-	18,792	
Kattywar Tribute	-	-	-	-	-	-	-	-	-	59,023	
Various Petty States	-	-	-	-	-	-	-	-	-	2,377	
											80,192
										£.	601,855

## No. 16.

## GENERAL ABSTRACT of the CHARGES of COLLECTION on the PUBLIC INCOME of India, for the Year ended 30th April 1852.

CHARGES COLLECTION of the Land, Sayer, Abkarry and Moturpha Revenues, in the Year 1851-52.										£.	£.
<i>Bengal :</i>											
Board of Revenue: comprising proportion of Salaries of the Members; Salaries, Establishments and Contingent Charges of the Secretary's Office, Superintendent and Remembrancer of Legal Affairs, and Commissioner, under Regulation 3 of 1828										£. 20,307	
Local Commissioners: Salaries, Establishments and Contingent Charges										28,850	
Collectors of Revenue - ditto - ditto										233,268	
Establishments for collecting the Sayer, Abkarry and Excise Duties in Calcutta, including Contingent Charges										46,963	
Miscellaneous, Law Charges, Charges of Remittance, Charitable Allowances and Service Pensions										6,368	
											335,756
<i>Burmese Cessions :</i>											
Local Commissioners: Salaries, Establishments and Contingent Charges										£. 4,496	
Collectors - ditto - ditto										45,879	
Establishment for collecting the Sayer and Abkarry Revenues - ditto - ditto										1,211	
Miscellaneous Charges										119	
											51,705
TOTAL Bengal, including the Burmese Cessions - Carried forward										£.	387,461

No. 16.—ABSTRACT of Charges of Collection, &amp;c. for the Year ended 30 April 1852—continued.

				£.	£.
Brought forward - - -				387,461	
<i>North-Western Provinces, including the Cis- and Trans-Sutlej States, and the Punjab and Trans-Indus Territory:</i>					
	North-Western Provinces, including Cis- and Trans-Sutlej States.	Punjab and Trans-Indus Territory.	TOTAL.		
	£.	£.	£.		
Board of Administration in the Punjab: Proportion of the Salaries of the President, Members and Secretary chargeable to the Revenue Department; Establishment and Contingent Charges - - -	- - -	10,087	10,087		
Charges of the Sudder Board, North Western Provinces: Salaries, Establishments and Contingent Charges	18,330	- - -	18,330		
Commissioners of Revenue - ditto -	21,745	8,997	30,742		
Collectors of Revenue - - -	344,423	81,778	426,201		
Charges: Collection of the Salt Mines in the Punjab - - -	- - -	18,590	18,590		
Settlement Charges - - -	28,966	15,311	44,277		
Law Charges, Pensions and Miscellaneous - - -	9,230	2,192	11,422		
£.	422,694	136,955	- - -	559,649	
<i>Madras:</i>					
Board of Revenue: Salaries of the Members and Secretaries of the Board, Secretary's Office Establishment and Contingent Charges - - -	- - -	- - -	£. 25,252		
Collectors of Revenue: Salaries and Commission, Establishment and Contingent Charges - - -	- - -	- - -	359,359		
Service Pensions, Law Charges and Miscellaneous - - -	- - -	- - -	6,144		
				390,755	
<i>Bombay:</i>					
Commissioners of Revenue: Salaries, Establishment and Contingent Charges - - -	- - -	- - -	£. 12,617		
Collectors of Revenue - - ditto - - ditto - - -	- - -	- - -	222,911		
Pensions and Charitable Allowances, and Miscellaneous - - -	- - -	- - -	1,896		
			£. 237,424		
<i>Scinde:</i>					
Collectors of Kurrachee, Hyderabad, Shikarpore, and Thur and Parkur: Salaries, Establishments and Contingent Charges - - -	- - -	- - -	£. 32,478		
<i>Sattarah:</i>					
Charges collecting Revenues: Establishment and Contingent Charges - - -	- - -	- - -	£. 15,809		
				285,711	
TOTAL CHARGES, Collection of the Land, Sayer, Abkarry and Moturpha Revenues - - -				- - -	1,623,576
CHARGES collecting the CUSTOMS:					
<i>Bengal:</i>					
Proportion of Salaries of the Members of the Board of Customs, Salt and Opium, chargeable to the Customs Department -	- - -	- - -	£. 1,784		
Ditto - - ditto - - of the Secretary's Office, Establishment and Contingent Charges - - -	- - -	- - -	4,302		
Collectors of Customs: Salaries, Establishment, Contingent Charges and Service Pensions - - -	- - -	- - -	43,564		
			£. 49,650		
Godown Rent received - - -	- - -	- - -	2,779		
				46,871	
Carried forward - - - £.				46,871	1,623,576

No. 16.—ABSTRACT of Charges of Collection, &c. for the Year ended 30 April 1852—*continued*.

	£.	£.
Brought forward - - -	46,871	1,623,576
CHARGES collecting the Customs— <i>continued</i> .		
<i>North-Western Provinces :</i>		
Salaries of Commissioner and Collectors - - - - £. 5,721		
Ditto of Uncovenanted Deputy Collectors: Establishments and Contingent Charges - - - - 61,273		
Service Pensions and Law Charges - - - - 453		
Sutledge Preventive Line: Establishment and Contingent Charges - - - - 15,455		
	£. 82,902	
Fees, Fines, Confiscations, &c. operating in reduction of the Charge of Collection - - - - 1,605		
		81,297
<i>Madras :</i>		
Collector of Sea Customs at the Presidency:		
Salaries, Establishment and Contingent Charges - - £. 10,502		
Establishments of various Collectorates chargeable to the Customs Department - - - - 8,865		
		19,367
<i>Bombay :</i>		
Salaries of the Collector and Deputy Collector of the Presidency, Establishment and Contingencies - - - £. 22,300		
Ditto - - ditto - - at Guzerat and Contoan - 19,829		
Toll and Ferry Charges - - - - 142		
	£. 42,271	
Fees, Fines, Warehouse Rent, &c. operating in reduction of the Charges of Collection - - - - 3,269		
	£. 39,002	
<i>Scinde :</i>		
Charges Collection at Kurrachee and Hydrabad - - - 2,490		
<i>Sattarah:</i>		
Charges Collection at Sattarah - - - - 316		
		41,808
TOTAL Charges Collection of the Customs - - -	- - -	189,343
SALT: CHARGES Collection, including Cost of Salt:		
<i>Bengal:</i>		
Proportion of Salaries of the Members of the Board of Customs, Salt and Opium chargeable to the Salt Revenue - £. 1,784		
Ditto - - ditto - - of the Secretary, Deputy Secretary and Head Assistant, including Establishment and Contingent Charges of the Secretary's Office - 4,452		
Superintendents of the Golahs at Sulkea: Salaries, Establishments and Contingent Charges - - - - 6,969		
Salary of the Commissioner at Cuttack - - - - 1,094		
Salt Agents: Salaries, Establishments and Contingent Charges 91,616		
Superintendent of Salt Chokies - - ditto - - ditto - 27,895		
Law Charges and Service Pensions - - - - 1,184		
	£. 134,994	
Advances to Manufacturers of Bengal and Cuttack:		
Salt - - - - - £. 131,240		
Purchase of Salt - - - - - 6,583		
Convention with the French Government:		
Annual Compensation to that Government in lieu of Salt formerly supplied them - 39,549		
	177,372	
	£. 312,366	
Fees, Fines, Rent, Sale of confiscated Salt, Duty charged on Salt manufactured at European Works, and Miscellaneous Receipts, operating in reduction of the Charges of Collection 8,792		
		303,574
Carried forward - - - £.	303,574	1,812,919

No. 16.—ABSTRACT of Charges of Collection, &c. for the Year ended 30 April 1852—*continued*.

	£.	£.
Brought forward - - -	303,574	1,812,919
SALT: Charges Collection, including Cost of Salt— <i>continued</i> .		
<i>North-Western Provinces:</i>		
Charges for collecting special Salt Duty: Salary of Uncovenanted Deputy Collector at Allahabad - - - -	£. 675	
Establishments at Allahabad and Mirzapore - - - -	9,224	
Contingent Charges - - - - -	145	
	10,044	
<i>Madras:</i>		
Establishments and Contingent Charges at the various Revenue Collectorates chargeable upon the Sales of Salt - -	£. 21,446	
Payments to Manufacturers, &c. - - - -	£. 24,014	
Purchase of Salt - - - - -	12,054	
	36,068	
	57,514	
<i>Bombay:</i>		
Salaries to Collector and Assistant, Establishment and Contingencies chargeable upon the Duties levied on Salt -	£. 17,183	
Sale of smuggled Salt, and Miscellaneous Receipts operating in reduction of the Charges on the Salt Revenue - -	261	
	16,922	
TOTAL Cost and Charges Collection of the Salt Revenue -		388,054
OPIUM: CHARGES Collection, including Cost of Opium:		
<i>Bengal:</i>		
Proportion of Salaries of the Members of the Board of Customs, Salt and Opium, chargeable to the Opium Department - - - - -	£. 3,568	
Ditto - - ditto - - of the Secretary, Deputy Secretary and Head Assistant, including Establishment and Contingent Charges of the Secretary's Office -	3,962	
Agents for the Provision of Opium; Salaries, Establishment and Contingent Charges:		
In Behar - - - - -	£. 69,771	
In Benares - - - - -	53,946	
	123,717	
Service Pensions and Miscellaneous Charges - - - -	798	
	132,045	
Advances to Manufacturers:		
Behar - - - - -	£. 650,574	
Benares - - - - -	258,726	
	909,300	
	1,041,345	
Sale of old Materials, Fines, and Miscellaneous Receipts, operating in reduction of the Charges of Collection - -	1,722	
	1,039,623	
<i>Bombay:</i>		
Salary to the Opium Agent, Deputy Opium Agent, Establishment and Contingencies:		
At the Presidency - - - - -	£. 2,603	
Indore - - - - -	1,665	
Purchase of Opium - - - - -	6,775	
	11,043	
Sale of confiscated Opium and unserviceable Articles, and Miscellaneous Receipts, operating in reduction of the Charges of Collection - - - - -	168	
	10,875	
TOTAL Cost and Charges of Collection of Opium } Revenue - - - - -		1,050,498
Carried forward - £.		3,251,471

## No. 16.—ABSTRACT of Charges of Collection, &amp;c. for the Year ended 30 April 1852—continued.

	£.	£.
Brought forward - -	- -	3,251,471
<b>TOBACCO:</b>		
<i>Madras:</i>	£.	
Establishment and Contingent Charges at the Revenue Collectories of Coimbatore, Malabar and Canara, chargeable to the Tobacco Revenue - - - - -	5,838	
Purchase of Tobacco - - - - -	16,719	
<b>TOTAL Cost and Charges of Collection of Tobacco Revenue -</b>	<b>- -</b>	<b>22,557</b>
<b>POST OFFICE. CHARGES of Collection:</b>		
<i>Bengal:</i>		
At the Presidency: Salaries of the Postmaster-general, Deputy Postmaster, Establishments of the General and Sub-ordinate Post Offices, and Contingent Charges - -	£. 14,169	
In the Provinces: Salaries, Establishment and Contingent Charges:		
Grand Routes - - - - -	£. 11,511	
Cross Dawks - - - - -	17,965	
Military and Political Dawks - - - - -	7,945	
	37,421	
Service Pensions - - - - -	625	
	52,215	
Fines and Penalties, Fees on Registered Letters, and Miscellaneous Receipts, operating in reduction of the Charges of Collection - - - - -	746	
	51,469	
<i>North-Western Provinces, including Punjaub:</i>		
<i>North-Western Provinces:</i>		
Salary of the Postmaster, Office Establishment and Contingent Charges - - - - -	4,563	
Charges incurred by the Government of Bombay for conveying the Overland Mails - - - - -	1,215	
Salaries and Establishments of the various District Post Offices - - - - -	33,813	
Mail Cart Charges, including Contracts - - - - -	19,658	
Mofussil Contingencies and Miscellaneous - - - - -	6,674	
	65,923	
Profit on Passenger Traffic, operating in Reduction of the Charges of the Post Office Department.		
Bullock Trains and Van and Palkee Carriage Department:		
Receipts - - - - -	£. 27,013	
Charges - - - - -	24,139	
	2,874	
	63,049	
<i>Punjaub:</i>		
Salaries and Establishments of the Post Office Department - - - - -	£. 7,885	
Mail Cart Charges, including Contracts - - - - -	1,965	
Contingencies - - - - -	676	
	10,526	
Profit on Passenger Traffic, operating in Reduction of the Charge of the Post Office Department.		
Bullock Trains:		
Receipts - - - - -	£. 260	
Charges - - - - -	147	
	113	
	10,413	
	73,462	
Carried forward - - - £.	124,931	3,274,028

No. 16.—ABSTRACT of Charges of Collection, &c. for the Year ended 30 April 1852—*continued*.

	£.	£.
Brought forward - - -	124,931	3,274,028
POST OFFICE: Charges of Collection— <i>continued</i> .		
<i>Madras:</i>		
Salary to Postmaster-General and his Deputy, Establishment and Contingent Charges at the Presidency - - -	£. 7,571	
Cross Tappauls under the management of the Postmaster - - -	32,293	
Miscellaneous Charges - - - - -	460	
	40,324	
<i>Bombay (including Scinde):</i>		
<i>Bombay:</i>		
Salary of the Postmaster-General and his Deputy, &c., Establishment and Contingent Charges - - - - -	3,840	
Establishments - - - - -	15,239	
Contingencies - - - - -	4,604	
Mounted Dawk - - - - -	14,148	
	37,831	
<i>Scinde:</i>		
Establishment and Contingencies - - - - -	4,769	
	42,600	
TOTAL Charges of Collection of the Post Office Revenue - - -	-	207,855
STAMPS: Charges of Collection:		
<i>Bengal:</i>		
Salary of the Superintendent of Stamps, Establishment of the Stamp Office at the Presidency, and Contingent Charges -	4,403	
Deduct,—Proportion chargeable to the North-Western Provinces and the Punjaub - - - - -	1,867	
	2,536	
Collector of Calcutta Stamps, Salary, Establishment, and Contingent Charges - - - - -	1,929	
Establishments under the Collectors in the Provinces, including Contingent Charges - - - - -	7,559	
	12,024	
Fines and Forfeitures, and Miscellaneous Receipts, operating in Reduction of the Charges of Collection - - - - -	1,947	
	10,077	
<i>North-Western Provinces:</i>		
Establishment under Revenue Collectors - - - - -	973	
Commission to Vendors - - - - -	1,641	
Proportion of the Establishment at the Presidency chargeable to the North-Western Provinces - - - - -	1,719	
Miscellaneous and Contingent Charges - - - - -	1,163	
	5,496	
Fines and Penalties, operating in Reduction of the Charge of Collection - - - - -	1,047	
	4,449	
<i>Punjaub:</i>		
Commission to Vendors - - - - -	£. 187	
Proportion of the Establishment at the Presidency chargeable to the Punjaub - - - - -	148	
Contingent Charges - - - - -	63	
	398	
	4,847	
Carried forward - - - £.	14,924	3,481,883

	£.	£.
Brought forward - - -	14,924	3,481,883
STAMPS: Charges of Collection— <i>continued</i> .		
<i>Madras:</i>	£.	
Commission of the Superintendent - - - - -	2,061	
Establishment and Contingent Charges - - - - -	3,152	
	5,213	
<i>Bombay:</i>		
Establishment and Contingent Charges:		
At Bombay - - - - -	2,802	
At Sattarah - - - - -	239	
	3,041	
TOTAL Charges of Collection of the Stamp Duties - - -	- - -	23,178
<i>Eastern Settlements: Charges of Collection of Revenues:</i>		
<i>Prince of Wales Island:</i>		
Collector's and Surveyor's Establishment at Penang and Province Wellesley - - - - -	1,361	
Rent of Market-place, and various Contingent Charges - - -	407	
	1,768	
Post Office: Salary of Postmaster and Establishment - - -	105	
	1,873	
<i>Singapore:</i>		
Surveyor's Establishment and Establishment of the Land Office: Contingencies and Repairs - - - - -	843	
Post Office: Establishment and Expenses - - - - -	819	
	1,662	
<i>Malacca:</i>		
Land Office Establishment: Contingencies and Repairs - - -	500	
TOTAL Charges of Collection of the Revenues of the Eastern Settlements - - - - -	- - -	4,035
<i>District of Coorg:</i>		
Establishments and Contingent Charges at various Talooks - - -	- - -	2,396
TOTAL Charges of Collection of the Revenues, including Cost of Salt, Opium and Tobacco - - - - -	£.	3,511,492

## No. 17.

GENERAL ABSTRACT of PAYMENTS other than CHARGES of COLLECTION, chargeable against the following HEADS of REVENUE, for the Year ended 30th April 1852.

LAND, SAYER, ABKARREE, &c. REVENUES :		£.	£.
<i>Bengal :</i>			
Revenue Surveys - - - - -	£. 37,158		
Arrears of Pay of Armed Force of the late Rajah of Sumbul- pore - - - - -	603		
Cost of Books, Maps, &c. - - - - -	287		
Advances written off as irrecoverable - - - - -	2,243		
Compensation for loss of Settlements - - - - -	168		
	£. 40,459		
Received from Rajah of Burdwan on account of Embankments - - - - -	£. 5,374		
Sale of Lands, Trees, &c. - - - - -	628		
	6,002		
	£. 34,457		
<i>Burmese Cessions :</i>			
Revenue Surveys - - - - -	1,134		
		35,591	
<i>North-Western Provinces (including the Punjab) :</i>			
Revenue Surveys - - - - -	£. 11,474		
Compensation to Public Servants for abandoning agricultural operations in the Doon - - - - -	10,270		
Cotton lost by fire in a boat - - - - -	982		
Superintendent of Embankment - - - - -	1,553		
Endowed Public Gardens - - - - -	1,090		
Miscellaneous - - - - -	228		
	£. 25,597		
<i>Punjab :</i>			
Revenue Surveys - - - - -	£. 6,746		
Refunds of Duty and Arrears of the late Customs Establishment - - - - -	302		
(Customs abolished from 1st January 1850) - - - - -	7,048		
		32,645	
<i>Madras :</i>			
Repairs of Tanks - - - - -	£. 116,469		
Proportion of Civil Engineer's Charges, chargeable to the Revenue Department - - - - -	21,424		
Sundry Charges for Batta, &c., incurred in the Military, on account of the Revenue Department - - - - -	2,687		
Purchase of Land - - - - -	4,996		
Allowance for inquiring into and reporting on the Culture of Cotton, Tobacco, &c. - - - - -	935		
Miscellaneous - - - - -	705		
		147,216	
			215,452
Carried forward - - -	£.		215,452

No. 17.—ABSTRACT of Payments, &c., for the Year ended 30 April 1852—*continued.*

			£.
	Brought forward - - -		215,452
<i>Bombay:</i>			
Revenue Surveys - - - - -	£. 31,964	£.	
Charges of Commission for Claims on Transit and Town Duties, and of the Committee for investigating Claims to Enams - - - - -	8,774		
Miscellaneous - - - - -	134		
		40,872	40,872
	CUSTOMS:		
<i>Bombay:</i>			
Amount paid to the late Farmer of the Tobacco Revenue, indemnification allowed him on account of the loss sustained consequent on the operation of Act No. 24 of 1850 - - - - -			1,356
	POST OFFICE:		
<i>Bombay (Scinde):</i>			
Charges on account of the Scinde Steam Communication - - - - -			6,329
<i>Bengal (District of Coorg):</i>			
Salary of the Commissioner in Coorg - - - - -		1,061	
Establishment and Contingent Charges - - - - -		4,639	
			5,700
<i>Registrar of Supreme Court:</i>			
Payments to Claimants out of the net proceeds of Estates administered to by the late Registrar of the Supreme Court - - - - -			31,418
<i>North-Western Provinces (including the Punjaub):</i>			
<i>Punjaub:</i>			
Arrears of Establishment of the late Lahore Government - - - - -			5,038
		£.	306,165

## No. 18.

GENERAL ABSTRACT ACCOUNT of the ALLOWANCES and ASSIGNMENTS paid out of the REVENUES in accordance with Treaties or other Engagements, in the Year ended the 30th of April 1852.

<i>Bengal:</i>	£.	£.
STIPENDS and ALLOWANCES of the Nizamut:		
His Highness the Newaub Nazim's Personal Allowance - £. 68,677		
Her Highness Ameroon Nissa Begum - - - - 9,358		
Her Highness Newab Munee Begum - - - - 14,108		
Newab Nujeeboon Nissa Begum - - - - 7,252		
Rajmahal Family - - - - 5,085		
Syed Uzeem Ally Khan, Son of Syed Assudoolah Khan, deceased - - - - 3,960		
Russoo Nissa Begum (Widow of Humayoon Jah) - - 5,040		
Syed Suffdar Ally - - - - 2,497		
Allowances to various Chiefs, their Families and Dependents, exceeding Rs. 5,000, and not exceeding Rs. 20,000 per annum, each - - - - 26,468		
Ditto - - ditto - - not exceeding Rs. 5,000 per annum, each - - - - 17,141		
	159,586	
"PENSIONS and CHARITABLE ALLOWANCES:"		
Rajah Bhoop Sing (Grandson of Rajah Kulyan Sing) - 2,390		
Aga Mahomed Ishmail Khan (Son of Hajee Khalil Khan) - 3,000		
Shazada Timoor - - - - 2,625		
Mahomed Bhouril Khan (Newab of Bhowalpore) - - 25,782		
Pensions exceeding Rs. 5,000, and not exceeding Rs. 20,000 per annum, each - - - - 16,043		
Ditto - - ditto - - not exceeding Rs. 5,000 per annum, each - - - - 25,040		
	74,880	
COMPENSATION for Sayer abolished:		
Compensations exceeding Rs. 5,000 per annum - - - 2,820		
Ditto - - not exceeding Rs. 5,000 per annum - - 3,544		
	6,364	
	240,830	
<i>District of Coorg:</i>		
Rajah of Coorg and his Family - - - - - 7,920		
EASTERN SETTLEMENTS:		
<i>Prince of Wales Island:</i>		
Stipend of the Rajah of Quedah - - - - £. 2,105		
Allowance to the Family of the late Burdarah of Quedah - - - - 101		
	2,206	
<i>Singapore:</i>		
Family of His Highness Tamongong - - - - 884		
Other Political Pensions - - - - 907		
	1,791	
<i>Malacca:</i>		
Annuities chargeable on Lands - - - - 1,577		
	5,574	
TOTAL Bengal, including } Eastern Settlements - } - Carried forward - - £. 254,324		

No. 18.—ABSTRACT of Allowances, &c., for the Year ended 30 April 1852—*continued*.

		£.
Brought forward - - -		254,324
PENSIONS and CHARITABLE ALLOWANCES— <i>continued</i> .		£.
<i>North-Western Provinces:</i>		
Members of the Royal Family residing at Delhi:		
Stipend of His Majesty the King of Delhi - - -	£. 89,100	
Allowance to His Majesty in lieu of Land - - -	3,375	
Ditto - - ditto - - being part of the Stipend of the		
Heir Apparent - - - - -	2,250	
Ditto - - in lieu of Nuzzuranah, prohibited - - -	781	
	95,506	
Members of the Royal Family - - - - -	12,142	
	107,648	
Members of the Royal Family residing at Furruckabad - - -	366	
Ditto - - ditto - - at Benares - - - - -	18,164	
	126,178	
His Highness Maha Rajah Benaik Rao - - - - -	65,625	
Alley Bahadoor, Son of the late Zoolficar Alley Khan		
Bahadoor - - - - -	37,500	
Ishreepersaud Naim Sing, Rajah of Benares - - - - -	9,375	
Tujomool Hossein Khan Newaub, Raes of Furruckabad - - -	18,946	
Descendants of the late Rajah Anoop Geer Hinmuit - - -	2,369	
Heirs of the late Khoonwar Kanchun Geer, Minister of the		
above Anoop Geer - - - - -	1,997	
Bulwunt Sing, Son of Chet Sing, the deposed Rajah of		
Benares - - - - -	2,250	
Hyder Alley Khan - - - - -	3,544	
Moha Rajah Hurree Rao Hoolkar, being the Net Collections		
of Bheema Bais, Pergunah Koouch, Zillah Humeerpore - - -	16,125	
Her Highness Baiza Bai, in lieu of Pergunnah Shergurh		
and Koossea of Muttra District - - - - -	18,750	
Wuzeer Mahomed Khan, Newab of Touk, in lieu of Per-		
gunnah Puboal, in the Delhi Territory - - - - -	14,062	
Descendants of the late Hafiz Ruhmut Khan, Rohilla Chief	6,158	
Sons of the late Benaik Rao, chief Minister of the former		
Government of Saugor - - - - -	3,375	
Ex-Rajah of Jeitpore, and to his Widow - - - - -	3,375	
Allowances to Families of Rs. 5,000, and not exceeding		
Rs. 20,000 per annum, each - - - - -	13,935	
Ditto - - ditto - - under Rs. 5,000 per annum,		
each - - - - -	14,663	
Pensions under Rs. 5,000 per annum, granted on the re-		
sumption of Maaffee Tenures - - - - -	12,309	
	370,536	
<i>Cis- and Trans-Sutlej Territory:</i>		
Pensions in perpetuity, in lieu of Territory ceded by Maha-		
raja Golaub Sing to the British Government - - -	2,476	
Pensions granted on the escheat of the Kythul State - - -	1,875	
Pension to Tara Sing Shajada - - - - -	562	
Pensions under Rs. 5,000 per annum, granted on the resump-		
tion of Maaffee Tenures - - - - -	6,057	
Other Pensions under Rs. 5,000 per annum - - - - -	6,836	
	17,806	
Carried forward - - - £.	388,342	254,324

No. 18.—ABSTRACT of Allowances, &c., for the Year ended 30 April 1852—*continued.*

	£.	£.	£.
Brought forward - - -	388,342	-	254,324
<i>PENSIONS, &amp;c.—continued.</i>			
<i>North-Western Provinces :</i>			
For Services rendered under the former Governments of Jaloun and Jeitpore -	£. 4,869		
Pensions in lieu of a Jagheer, on resumption of Pergunnah Pulbul; for Services rendered to former Governments of Jeitpore and other States; and for important Services, &c. -	9,378		
"Charitable Allowances," under Rs. 5,000 per annum each - - -	3,199		
	<u>17,446</u>		
<i>Cis- and Trans-Sutlej Territory :</i>			
Jasmunt Sing, Ex-Rajah of Noorpoor, and his mother - - -	£. 656		
Bhoopee Sing, Ex-Sirdar of Rooper -	1,899		
Family of the Ex-Raja of Ludwah -	1,802		
"Charitable Allowances," under Rs. 5,000 each - - -	1,620		
	<u>5,977</u>		
	23,423		
<i>SAYER COMPENSATION, &amp;c. :</i>			
<i>North-Western Provinces :</i>			
Allowances to Rajahs, proprietors of villages, in lieu of Abkarree, Sayer, Customs and Transit Duties abolished - - -	£. 8,246		
<i>Cis- and Trans-Sutlej State :</i>			
Allowances to Rajahs, proprietors of villages, in lieu of Abkarree, Sayer, Customs and Transit Duties abolished - - -	5,230		
	<u>13,476</u>		
		425,241	
<i>Punjaub and Trans-Indus Territory :</i>			
Stipend of his Highness the Maharajah Dulleep Sing - - -	11,250		
Stipend of Ranees of deceased Maharajah, including allowances to their dependents and adherents - - -	32,019		
Newab Surfarez Khan, of Mooltan, and relatives -	2,892		
Sirdar Mungul Sing, a principal Jagheerdar, on resumption of his rent-free tenures (22 months' allowance) - - -	2,062		
Family of Ahmed Shah Dooranee - - -	1,137		
Pensions in lieu of Territory ceded by Maharajah Golab Sing to the British Government - - -	602		
Pensions under Rs. 5,000 per annum, granted on resumption of Maaffee Tenures - - -	4,128		
Other Pensions under Rs. 5,000 per annum - - -	22,218		
	<u>76,308</u>		
<i>PENSIONS AND CHARITABLE ALLOWANCES :</i>			
Pensions granted to several individuals for important Services in the Punjaub and Trans-Indus Territory - - -	£. 2,095		
Ditto - - for support of Shrines and other religious purposes, &c. - - -	494		
"Charitable Allowances" under Rs. 5,000 per annum - - -	6,265		
	<u>8,854</u>		
Sayer Compensation - - -	51		
	<u>85,213</u>		
		510,454	
Carried forward - - -	£.	764,778	

## No. 18.—ABSTRACT of Allowances, &amp;c., for the Year ended 30 April 1852—continued.

		Brought forward - - -	
<i>Madras :</i>		£.	
<i>Carnatic :</i>			
Payment to his Highness the Newaub of the Carnatic, on account of his one-fifth share of the Revenues - - -		£. 100,092	
Pensions to the Families and Dependents of the late Newaub, &c. - - - - -		34,095	
			134,187
<i>Tanjore :</i>			
Payment to his Highness the Rajah of Tanjore, on account of his annual Allowance and Share of the Tanjore Revenues -		93,952	
Allowances to the Family of the late Rajah Ameer Singh -		4,691	
			98,643
<i>Masulipatam :</i>			
Stipends to the Newaab of Masulipatam and Family - - - -			5,237
<i>Ceded Districts :</i>			
Appropriated by the Treaty of Mysore for the maintenance of the Families of Hyder Ally Khan and Tippoo Sultan - - - -			65,625
COMPENSATION, PENSIONS AND CHARITABLE ALLOWANCES:			
Compensation in lieu of Resumed Lands, Offices and Privileges - - - - -		£. 54,517	
Pensions and Charitable Allowances - - - - -		7,535	
			62,052
Malikana, or share of the Revenue of Malabar enjoyed by Native Princes - - - - -			24,016
			389,760
<i>Bombay :</i>			
Pensions to the Family of the Newaub of Bednore - - -		£. 1,688	
The late Paishwa, his Ministers, &c. - - - - -		7,981	
Family and Dependents of the late Newaub of Surat - - -		9,356	
Jyajeerao Sinday (Collectorate of Ahmednugger) - - -		15,985	
Bulvuntrao Mahdowrow Rastia (ditto) - - - - -		2,175	
Ragoonath Rao Vittul Vinchoorka (ditto) - - - - -		4,544	
Crustnarow Wittul, adopted son of the late Wittul Rao Dewajee, Minister of the Guicowar Government - - -		2,064	
Various other Pensions and Allowances of Rs. 5,000, and under Rs. 20,000 each - - - - -		16,294	
Pensions not exceeding Rs. 5,000 per annum each - - -		26,464	
			86,551
<i>Scinde :</i>			
Allowances to the Ex-Ameers and others - - - - -			19,564
<i>Sattarah :</i>			
His Highness's three Ranees - - - - -		£. 17,188	
Ex-Rajah's Family - - - - -		1,641	
Guzra Sahib - - - - -		1,350	
Bulvunt Rao Bhoslay - - - - -		1,237	
Other Pensions, not exceeding Rs. 5,000 per annum each -		9,894	
			31,310
			137,425
		£.	1,291,963

No. 19.

GENERAL ABSTRACT ACCOUNT of the Amount set apart in the year 1851-52, on account of the SINKING FUND for the Redemption of the Bonds issued to the Creditors of the late Rajah of *Tanjore*, with the Interest thereon payable out of the *Tanjore* Revenues.

	£.
Amount set apart from the <i>Tanjore</i> Revenues on the 31st July 1851, agreeably to the 10th clause of the Articles of Agreement between the East India Company and the Creditors of the late Ameer Sing, formerly Rajah of <i>Tanjore</i> , dated the 11th February 1824, being five per cent. on the sum of Star Pagodas 16,06,796. 24. 64½, equivalent to Company's Rupees 56,23,788, the aggregate amount of the <i>Tanjore</i> Debt awarded by the Commissioners in England, according to their Final Report, dated the 29th of July 1840, Rs. 2,81,189 - - £.	26,362
Interest, at the rate of 4 per cent. per annum, on the Bonds issued for admitted Claims on the <i>Tanjore</i> Country, agreeably to the 1st clause of the Articles of Agreement before referred to - - - - -	20,120
	£. 46,482

No. 20.

GENERAL ABSTRACT ACCOUNT of the ALLOWANCES to DISTRICT and VILLAGE OFFICERS and ENAMDARS, including Charitable Grants.

	£.	£.
<i>Madras :</i>		
Allowances paid at the several Collectorates, in lieu of Resumed Lands, Privileges and Offices - - - - -	67,690	
Allowances paid by the several Collectors - - - - -	15,230	82,920
<i>Bombay :</i>		
Enamdars - - - - - £. 311,956		
Allowances to Zemindars, Muzmoodars, Dessaes and other District and Village Officers, including Charitable Grants 529,344		
Compensation to Enamdars and Huckdars, in lieu of their Huck Allowances - - - - - 31,554	872,854	
<i>Scinde :</i>		
Compensation Allowance to Enamdars, &c., in lieu of certain cesses abolished - - - - -	684	
<i>Sattarah :</i>		
Enamdars - - - - - £. 1,613		
Allowances to Zemindars, Muzmoodars, Dessaes and other District and Village Officers, including Charitable Grants 151,049	152,662	1,026,200
	£. 1,109,120	

## No. 21.

GENERAL ABSTRACT ACCOUNT of the CHARGES of the CIVIL and POLITICAL ESTABLISHMENTS of *India*, including Contingent Charges, for the Year ended 30th April 1852.

<i>Bengal:</i>	£.	£.
CHARGES on Account of the General Government of India:		
Salaries of the Governor-General and Members of the Supreme Council	60,182	
Secretariat, Foreign, Home, Financial and Military Departments -	64,140	
Loan Office and Promissory Note Press - - - - -	4,011	
Governor-General's Office and Establishment - - - - -	13,261	
Expense of visiting the Upper Provinces - - - - -	38,133	
Presents made in the name of the Governor-General; Allowances to Vakeels and Natives of Rank, &c. - - - - -	15,240	
Residents, Political Agents, &c., at Foreign Courts, Salaries, Allowances, Establishment, Contingencies, &c. - - - - -	108,429	
Temporary Embassies and Missions - - - - -	418	
Survey and Observatories, including Charges on account of the Great Trigonometrical Survey - - - - -	32,020	
Suppression of Thuggee and Meriah Sacrifices - - - - -	28,382	
Bairseeah Pergunnah; Compensation to Dhar Government on account of Bairseeah, including £.1,182 for Establishment and Contingencies in collection of Revenue - - - - -	10,477	
Compensation to Junkojee Row Holkar, on account Pergunnah Kissory Paton - - - - -	2,764	
Charges on account Vessels of the Indian Navy employed on the Euphrates, paid at Bombay, and charged in account to Bengal -	3,013	
Ditto - - of the Steamer "Semiramis" employed in the Malay Archipelago, ditto - - - - -	3,039	383,509
CHARGES on Account of the Government of Bengal:		
Public Offices at the Presidency, comprising Bengal Secretariat, General Treasury and Offices of Account, Audit, &c. - - - - -	83,055	
Allowances to Civil Servants out of employ, and to Junior Civil Servants attached to the College, &c. - - - - -	13,573	
Civil Architects and Superintending Engineers - - - - -	28,238	
Railway Commissioner; Salaries and Establishments of the Commissioner and Consulting Engineer, &c. - - - - -	9,264	
Ecclesiastical Department: Cathedral and Church Establishments, including Salaries of the Bishop, Archdeacon, Chaplains, &c. - -	34,687	
Medical Department, including Hospitals and Dispensaries at the Presidency and in the Provinces - - - - -	23,853	
College at Fort William - - - - -	4,662	
Education Department, Grants, &c. - - - - -	36,433	
House Rent and Taxes - - - - -	3,887	
Repairs of Roads, Bridges and Public Buildings - - - - -	69,153	
Donations to Service Funds - - - - -	83,779	
Donations to Charitable, Literary, Scientific and other Institutions -	5,188	
Petty Establishments and Contingencies - - - - -	13,630	
Stationery purchased - - - - -	3,129	
Provincial Battalions and Nujeebs, including the Calcutta Native Militia - - - - -	55,494	
Pensions and Charitable Allowances - - - - -	10,930	
Miscellaneous Charges - - - - -	1,441	
TOTAL Charges on account of the Government of Bengal - - - £.	480,396	
TOTAL, Bengal Presidency (carried forward) - - - £.	863,905	

No. 21.—ABSTRACT of Charges, &c., for the Year ended 30 April 1852—*continued*.

	Brought forward - - -		£. 863,905
<i>North-Western Provinces, including the newly-acquired Territory:</i>	£.	£.	
<i>North-Western Provinces, including Cis- and Trans-Sutlej States:</i>			
Salary of the Lieutenant-Governor, and Establishment and Expenses of his Household - - - - -	9,112		
Charges of the Political Agencies under the Lieutenant-Governor - - - - -	3,645		
Tour of the Lieutenant-Governor - - - - -	5,028		
Public Offices, comprising the Secretariat, Accountant's Office, Civil Auditor's Office and Oordoo Translation and Assay Office and Bullion Depôt - - - - -	36,763		
Ecclesiastical Establishments - - - - -	18,806		
Botanical Gardens, Tea Nurseries and Plantations - - -	7,111		
Grants for General and Special Educational Purposes, and Donations to Village Schools - - - - -	18,559		
Grants to Native Hospitals and Dispensaries - - - - -	8,924		
Repairs to Public Buildings, Roads and Bridges - - -	1,899		
Salaries and Establishment of Superintending and Executive Engineers - - - - -	6,894		
Civil Engineers' College at Roorkee - - - - -	3,680		
Stationery - - - - -	2,434		
Printing Charges and Purchase of Books - - - - -	2,805		
Provincial Battalions - - - - - £.58,420			
Less,—Amount received as Compensation for Services rendered to Foreign States by Corps in British Pay - - - - -	32,694		
	25,726		
Miscellaneous - - - - -	12,899		
		164,285	
<i>Punjaub and Trans-Indus Territory:</i>			
Board of Administration; proportion of the Salaries of the President and Members charged to the Civil Department	4,654		
Salary of the Deputy Secretary, proportion of Office Establishment and Contingent Charges - - - - -	4,565		
Accountants, Civil Auditors and Civil Pension Paymaster's Offices, Assay Office and Bullion Depôt, Establishments and Contingent Charges - - - - -	6,726		
Ecclesiastical Establishments - - - - -	3,240		
Salaries and Establishment of the Superintending and Executive Engineers - - - - -	10,218		
Repairs to Public Buildings, Roads and Bridges - - -	5,457		
Citadel Establishment, and Contingencies - - - - -	477		
Presents made in the name of the Government - - - - -	1,038		
Charges on account of State Prisoners - - - - -	2,062		
Punjaub Geological and Meteorological Survey - - -	2,674		
Stationery - - - - -	989		
Lunatic Asylum and Dispensary Charges - - - - -	1,010		
Loss by Assay and Re-coinage - - - - -	5,455		
Miscellaneous - - - - -	4,120		
		52,685	
TOTAL, North-Western Provinces, including newly-acquired Territory - - -			216,970
	Carried forward - - -	£.	1,080,875

No. 21.—ABSTRACT of Charges, &c., for the Year ended 30 April 1852—*continued*.

	Brought forward - - -	£. 1,080,875
<i>Madras :</i>		£.
Salaries of the Governor and Members of Council - - - -	23,968	
Governor's Office and Establishment, &c. - - - -	7,362	
Public Offices, comprising the Secretariat, General Treasury, Offices of Account, Audit, &c. - - - -	56,265	
Allowances to Civil Servants out of employ, and to Junior Civil Servants attached to the College - - - -	5,340	
Residents and Agents at Travancore, Tanjore and Pondicherry, &c., Allowances, Establishment and Contingent Charges - - - -	5,503	
Ecclesiastical Department, Church Establishments, including Salary of the Bishop, Archdeacon, Chaplains, &c. - - - -	31,697	
Medical Department, including Hospitals and Dispensaries at the Presi- dency, and in the Provinces - - - -	12,667	
Public Observatory - - - -	1,325	
Civil Engineers' Charges, Establishment of Civil Surveys - - - -	2,495	
College at Fort St. George - - - -	1,730	
Education Department - - - -	3,915	
House Rent and Taxes - - - -	4,048	
Repairs of Roads, Bridges and Public Buildings - - - -	44,134	
Donations to Service Funds - - - -	78,084	
Donations to Public and Charitable Institutions - - - -	2,654	
Pensions and Charitable Allowances - - - -	11,867	
Batta to Officers of Her Majesty's Squadron - - - -	5,707	
Charges connected with Travellers' Bungalows and Native Choultries in several Districts - - - -	2,692	
Miscellaneous - - - -	10,189	
	£. 311,642	
Less,—Gain by Exchange, principally on the negotiation of Bills on Bengal, Madras, &c. by Resident at Hyderabad - - - -	25,128	
	TOTAL, Madras Presidency - - -	286,514
<i>Bombay :</i>		£.
Salaries of the Governor and Members of Council - - -	24,435	
Governor's Office and Establishment, &c. - - -	7,072	
Governor's Tour in the Deccan - - -	2,726	
Residents and Political Agents at Foreign Courts, &c. -	26,170	
Public Offices at the Presidency, comprising the Secretariat, General Treasury, Offices of Account, Audit, &c. - -	62,836	
Allowances to Civil Servants out of employ - - -	3,542	
Charges on Account of the Grand Trigonometrical Survey -	2,680	
Printing Charges - - - -	4,373	
Stationery - - - -	4,166	
Medical Department, including Hospitals, Dispensaries and Medical College - - - -	16,022	
House Rent, Repairs, Taxes and Contributions to the Muni- cipal Fund - - - -	8,428	
Ecclesiastical Establishments - - - -	22,133	
	Carried forward - - - £.	1,367,389

No. 21.—ABSTRACT of Charges, &c., for the Year ended 30 April 1852—continued.

		£.
	Brought forward - - -	1,367,380
<i>Bombay—continued.</i>		
Civil Architect, Superintending Engineers, &c. - - -	18,758	
Repairs of Buildings, Roads, Bridges, Tanks, &c. - - -	33,586	
Botanical Garden at Dapoorce - - - - -	1,194	
Donations to Service Funds - - - - -	42,601	
Grants for Educational Purposes - - - - -	10,948	
Donations to Charitable Societies and Scientific Institutions	1,153	
Pensions and Charitable Allowances - - - - -	34,541	
Miscellaneous - - - - -	10,592	
	337,956	
<i>Scinde:</i>		
Salary of the Commissioner and Assistant Commissioner of the Province of Scinde, including Establishment and Contingencies - - - - -	9,757	
Salary and Establishment of the Ranger of Forests - - -	1,099	
Salary, Establishment and Contingencies of an Assistant Collector employed as Superintendent of Canal Clearance	3,890	
Ecclesiastical Department - - - - -	1,903	
Medical Department - - - - -	1,825	
Repairs to Buildings, Roads, Tanks, &c. - - - - -	1,318	
	19,792	
Miscellaneous, excess of Credits:		
Receipts - - - - - £. 1,846		
Payments - - - - - 789		
	1,057	
	18,735	
<i>Sattarak:</i>		
Commissioner's Salary, Establishment and Contingent Charges	6,345	
Miscellaneous, Political Charges (not particularised) - - -	7,428	
Medical and Hospital Department - - - - -	848	
Civil Engineer, Allowance and Establishment - - - - -	3,944	
Education Charges - - - - -	526	
Repairs to Roads, Tanks, Bunds and Buildings - - -	15,608	
District Dawk Establishment - - - - -	958	
	35,657	
TOTAL, Bombay Presidency - - -	392,348	
TOTAL CHARGES of the Civil and Political Establishments, } including Contingent Charges - - - - -	- - £.	1,759,787

## No. 22.

GENERAL ABSTRACT ACCOUNT of the JUDICIAL and POLICE CHARGES of *India*  
(including Contingent Charges), for the Year ended 30th April 1852.

<i>Bengal :</i>	£.	£.	£.
SUPREME COURT and the other LOCAL COURTS within its Jurisdiction :			
Supreme Court of Judicature: Salaries of the Judges, Officers and Establishments under the Supreme Court, including Salaries and Establishment of the Company's Law Officers - - - - -	58,504		
Coroner's Office: Salaries, Establishment and Contingent Charges - - - - -	578		
Justices of the Peace: ditto - ditto, under the Justices of the Peace - - - - -	30,207		
Court of Small Causes: Salaries of the Judges, Establishment and Contingent Charges - - - - -	10,955		
Pensions - - - - -	488		
		100,732	
SUDDER, PROVINCIAL and ZILLAH COURTS, including PROVINCIAL POLICE:			
Sudder Dewanny and Nizamut Adawluts: Salaries of the Judges, Establishments and Contingencies - - - - -	39,710		
Provincial, City and District Courts - - - - -	385,005		
Provincial Police - - - - -	96,692		
Pensions - - - - -	5,554		
		526,961	
BURMESE CESSIONS:			
Local Commissioners: Salaries, Establishment and Contingent Charges - - - - -	4,486		
Civil and Criminal Courts, ditto - - - - -	52,368		
Police - - - - -	18,915		
Pensions - - - - -	673		
		76,442	
TOTAL, Bengal - - -			704,135
NORTH-WESTERN PROVINCES, including the newly-acquired Territory:			
<i>North-Western Provinces:</i>			
Sudder Dewanny and Nizamut Adawluts: Salaries of the Judges, Establishments and Contingencies - - - - -	22,995		
Commissioners of Circuit, ditto - - - - -	21,702		
Civil and Criminal Courts, ditto - - - - -	298,297		
Inspector of Prisons, ditto - - - - -	3,797		
Charges on account of Prisoners: Diet, Clothing, Medicines, &c. - - - - -	39,029		
Police - - - - -	159,319		
Pensions - - - - -	3,175		
		548,314	
<i>Punjab and Trans-Indus:</i>			
Proportion of Salaries of the President and Members of the Board of Administration: Secretary's Office, Establishment and Contingencies charged to the Judicial Department - - - - -	10,088		
Commissioners of Circuit: Salaries, Establishment and Contingent Charges - - - - -	9,123		
Criminal Courts, ditto - ditto - - - - -	60,538		
Charges on account of Prisoners: Diet, Clothing, Medicines, &c. - - - - -	15,203		
Civil and Military Police - - - - -	268,259		
		363,211	
TOTAL, North-Western Provinces, including the newly-acquired Territory - -			911,525
Carried forward - - - £.			1,615,660

No. 22.—ACCOUNT of the Judicial and Police Charges of *India*, &c.—*continued*.

			£.
	Brought forward - - -		1,615,660
<i>Madras :</i>			
SUPREME COURT and the other LOCAL COURTS within its Jurisdiction :	£.	£.	
Supreme Court of Judicature: Salaries, Establishments and Contingencies, including Salaries and Establishments, &c., of the Company's Law Officers - - - - -	21,560		
Coroner's Office - - - - -	640		
Sheriff's Office - - - - -	1,663		
Court of Small Causes - - - - -	6,864		
Police Charges at the Presidency - - - - -	12,650		
		43,377	
SUDDER, PROVINCIAL and ZILLAH COURTS, including PROVINCIAL POLICE:			
Court of Sudder and Fouzdary Adawlut - - - - -	24,272		
Provincial Courts - - - - -	165,186		
Provincial Police - - - - -	81,178		
Pensions - - - - -	2,661		
		273,297	
TOTAL, Madras - - -			316,674
<i>Bombay :</i>			
SUPREME COURT and the other LOCAL COURTS within its Jurisdiction :			
Supreme Court of Judicature: Salaries of the Judges, Establishments and Contingencies, including Salaries and Establishment, &c., of the Company's Law Officers -	30,207		
Coroner's Office, ditto - ditto - - - - -	682		
Court of Small Causes and Court of Requests, ditto - -	1,578		
Sheriff's Office - - - - -	1,859		
Police Charges at the Presidency - - - - -	18,673		
		52,999	
Provincial Courts: Salaries, Establishment and Contingent Charges (including Police Charges not particularised in the Indian Statements) - - - - -	-	189,414	
		242,413	
<i>Scinde :</i>			
Salary to the Judicial Assistant Commissioner, Establishment and Contingent Charges - - - - -	1,619		
Charges on account of the Police Corps, Khoza Horse, Soda Kalladars and Footmen, Magisterial Gaol Establishments, Contingencies, &c. - - - - -	58,299		
		59,918	
<i>Sattarah :</i>			
Country Courts: Salaries, Establishments and Contingencies - - -	-	46,230	
TOTAL, Bombay, &c. - - -			348,561
			£. 2,280,895

## No. 23.

GENERAL ABSTRACT ACCOUNT of the Amount expended for BUILDINGS, ROADS, and other PUBLIC WORKS, exclusive of Repairs and of Military Buildings, for the Year ended the 30th April 1852.

	£.	£.
<i>Bengal :</i>		
Advances to Railway Commissioners for the purchase of Land, &c. -	7,222	
Expenses connected with the Construction of the Electric Telegraph -	4,306	
On account Construction of various Buildings, Roads, &c. - - -	9,176	
		20,704
<i>North-Western Provinces, including the newly-acquired Territory :</i>		
<i>North-Western Provinces :</i>		
Canals: North-Western Provinces - - - - - £. 132,844		
On account Construction of various Buildings, Roads, &c. - 115,357		
	248,201	
<i>Punjaub :</i>		
Canals - - - - - £. 13,125		
On account Construction of various Buildings, Roads, &c. - 9,470		
	22,595	
TOTAL North-Western Provinces and Punjaub - - - £.	-	270,796
<i>Madras :</i>		
On account Construction of new Public Roads in various Districts -	8,712	
On account Construction of various Buildings and Works (exclusive of the Sums expended in Repairs of Tanks, amounting to 116,469 l., stated in Account, No. 17) - - - - -	10,136	
		18,848
<i>Bombay :</i>		
Compensation paid to Individuals on account of Land and Property taken for Railway Purposes, and other Railway Charges borne by the Company - - - - - £. 42,189		
On account Construction of various Buildings, Roads, &c. - 19,005		
	61,194	
<i>Scinde :</i>		
Canal Clearances - - - - - £. 16,562		
On account Construction of Travellers' Bungalows, Roads, and various Buildings and Works - - - - - 10,455		
	27,017	
<i>Sattarah :</i>		
On account Construction of Buildings - - - - -	95	
TOTAL Bombay, including Scinde and Sattarah - - - £.	-	88,306
	£.	398,654

## No. 24.

GENERAL ABSTRACT ACCOUNT of the Charges of the EASTERN SETTLEMENTS (*Prince of Wales' Island, Singapore and Malacca*), for the Year ended 30th April 1852.

	£.	£.
<i>Prince of Wales' Island :</i>		
Salaries of the Resident Councillor, Assistant Resident and Superintendent of Province Wellesley, Establishment and Contingencies -	6,215	
Ecclesiastical Establishment: Salary of the Chaplain, Church Establishment and Contingencies - - - - -	1,063	
Schools: Allowances - - - - -	445	
Medical Department: Salary and Establishment of the Assistant Surgeon, Hospital Charges, &c. - - - - -	866	
Judicial and Police Charges:		
Salaries of the Recorder and Registrar - - - £. 5,153		
Establishment of the Offices of the Recorder, Registrar, Sheriff, Coroner, &c. - - - - -	2,724	
Superintendent of Convicts, Charges on account of Convicts and Prisoners, Police and Contingent Charges - 2,269		
Repairs - - - - - 269		
	10,415	
Carried forward - - - £.	19,004	

No. 24.—CHARGES of the Eastern Settlements (*Prince of Wales' Island, &c.*)—continued.

	£.	£.
Brought forward - - -	19,004	
Marine Charges: Salary of the Harbour-master, Establishment and Contingent Charges - - - - -	713	
Military Charges: Command Allowances, Repairs and Assessment of Military Buildings, &c. - - - - -	563	
Suppression of Piracy in the Straits: Charges incurred at Penang - - - - -	506	
Local Pensions - - - - -	785	21,571
<i>Singapore:</i>		
Salary of the Governor of the Straits' Settlements - - - £. 2,351		
Salary of the Resident Councillor and Assistant Resident, Establishment and Contingencies - - - - - 4,839		
Repairs and Assessment of Buildings - - - - - 395	7,585	
Ecclesiastical Department: Salary of the Chaplain, Church Establishment and Contingencies - - - - -	1,138	
Schools: Allowances - - - - -	489	
Medical Department: Salary and Establishment of the Surgeon and Assistant Surgeon, Hospital Charges, &c. - - - - -	1,773	
Judicial and Police Charges:		
Establishment of the Court of Judicature, Sheriff, Coroner, Court of Requests, &c. - - - - - £. 3,279		
Superintendent of Convicts, Charges on account of Convicts and Prisoners, Police, and contingent Charges - - - 3,202		
Repairs - - - - - 95	6,576	
Marine Charges: Establishment and Contingencies of the Master Attendant's Office - - - - -	850	
Military Charges: Repairs to Military Buildings and Miscellaneous - - - - -	210	
Suppression of Piracy in the Straits: Charges incurred at Singapore - - - - -	3,869	
Local Pensions - - - - -	455	22,945
<i>Malacca:</i>		
Salaries of the Resident Councillor, Assistant Resident, Establishment and Contingencies - - - - -	2,193	
Ecclesiastical Establishment: Salary of the Chaplain, Church Establishment and Contingencies - - - - -	443	
Schools: Allowances - - - - -	365	
Medical Department: Salary of the Assistant Surgeon, Establishment and Contingencies - - - - -	527	
Judicial and Police Charges:		
Establishment of the Court of Judicature, Sheriff, Coroner, Court of Requests, &c. - - - - - £. 1,282		
Sitting Magistrate, Superintendent of Police, Charges on account of Convicts, Police and Contingent Charges - - - 926		
	2,208	
Marine Charges: Establishment and Contingencies - - - - -	167	
Military Charges: Repairs of Buildings and Miscellaneous - - - - -	332	
Suppression of Piracy in the Straits: Charges incurred at Malacca - - - - -	604	
Local Pensions - - - - -	281	7,120
TOTAL Charges of the Eastern Settlements (exclusive of the Charges of Collection of the Revenues and of Payments of Political Pensions, exhibited in Account, No. 16) - - - - -	£.	51,636

## No. 25.

GENERAL ABSTRACT ACCOUNT of the MILITARY CHARGES of *India* for the Year ended 30th April 1852 (including Charges defrayed in *England*).

<i>Bengal:</i>		£.	£.
Her Majesty's Troops:			
Pay, Allowances, Commissariat and Contingent Charges - -		854,577	
East India Company's Troops:			
Pay and Allowances of Regular Troops - - - £.2,193,290			
Ditto - - of Irregular Cavalry, and Local Infantry			
Battalions - - - - - 530,551			
		2,723,841	
General Staff and Staff attached to Army Divisions and Stations, including the Adjutant-General's, Quartermaster-General's, Judge Advocate General's, &c. Departments - - - - -		131,047	
Commissariat Department and Charges - - - - -		450,491	
Repairs of Fortifications and Buildings - - - - -		52,523	
Garrison and Recruiting Depôts; Medical, Clothing, Pay and Stud Departments; Gun Foundries, Gunpowder Agencies and Miscellaneous		489,746	
Pensions - - - - -		246,503	
WAR CHARGES:		4,948,728	
Amount brought to account upon the Bengal Statements of 1851-52 under the description of War Charges:—			
Expedition against Burmah - - - - - £.25,913			
Armies of the Punjaub, Sutlej, Reserve and Indus - - 37,175			
		63,088	5,011,816
<i>North-Western Provinces, &amp;c.:</i>			
Punjaub: Punjaub Irregular Force of Cavalry, Infantry and Light Field Battery, including Guide Corps, Scinde Camel Corps, and extra armed Force temporarily employed - - - - -		-	256,330
<i>Madras:</i>			
Her Majesty's Troops:			
Pay and Allowances - - - - - £.165,454			
East India Company's Troops:			
Pay and Allowances - - - - - 1,482,840			
		1,648,294	
General Division, Garrison and Cantonment Staff, including Military Offices and Establishments - - - - -		119,643	
Commissariat Department and Charges - - - - -		206,482	
Ordnance Department - - - - -		41,320	
Batta to Troops employed in the Eastern Settlements - - - - -		36,658	
Repairs of Fortifications and Buildings - - - - -		10,980	
Medical, Camp Equipage, and Clothing Departments; Miscellaneous and Contingent Charges - - - - -		212,826	
Stores - - - - -		35,223	
Pensions - - - - -		188,015	2,499,441
<i>Bombay:</i>			
Her Majesty's Troops:			
Pay, Allowances, Commissariat and Contingent Charges, £.268,052			
East India Company's Troops:			
Pay and Allowance of Regular Troops - £.683,460			
Pay and Allowances, Commissariat and Contingent Charges of Irregular Local Corps - 144,505			
		827,965	
		1,096,017	
General, Division and Garrison Staff - - - - -		108,544	
Commissariat, Barrack Departments and Ordnance Charges - - - - -		126,086	
Repairs of Fortifications and Buildings - - - - -		11,556	
Medical, Gun Carriage, Gunpowder and Clothing Departments, and Miscellaneous and Contingent Charges - - - - -		40,061	
Stores - - - - -		13,269	
Pensions - - - - -		94,949	
<i>Scinde:</i>		1,490,482	
Her Majesty's Troops:			
Pay and Allowances - - - - - £.11,190			
East India Company's Troops:			
Pay and Allowances of Regular Troops - £.89,589			
Ditto - - - - Irregular Troops - 101,007			
		190,596	
		201,786	1,692,268
Carried forward - - - £.			9,459,855

No. 25.—Account of the Military Charges of *India* for the Year ended 30 April 1852—*cont<sup>d</sup>*.

										£.
										9,459,855
Brought forward - - -										
MILITARY BUILDINGS and FORTIFICATIONS:										£.
Bengal	-	-	-	-	-	-	-	-	-	174,084
Madras	-	-	-	-	-	-	-	-	-	9,396
Bombay	-	-	-	-	-	-	-	-	-	£. 13,415
Scinde	-	-	-	-	-	-	-	-	-	18,733
										32,148
										215,628
TOTAL Charges in India (No. 12) - - -										£. 9,675,483
CHARGES in <i>England</i> :										£.
Furlough and Retired Pay to Military Officers, including Off- reckonings (No. 12)	-	-	-	-	-	-	-	-	-	631,820
Her Majesty's Paymaster-General, on account of Queen's Troops serving in India (No. 12)	-	-	-	-	-	-	-	-	-	200,000
Retiring Pay, Pensions, &c. of Her Majesty's Troops serving, or having served, in India, Act 4 Geo. 4, c. 71 (No. 12)	-	-	-	-	-	-	-	-	-	60,000
Invoice Value of Stores (No. 34)	-	-	-	-	-	-	-	-	-	163,036
Passage of Troops (No. 32)	-	-	-	-	-	-	-	-	-	18,394
Passage and Outfit to Commander-in-Chief of Madras and Aides-de- Camp; to Officers in charge of Recruits; Officers in Her Majesty's Service proceeding to join their Regiments; to Chaplains; and to Veterinary Surgeons (No. 33)	-	-	-	-	-	-	-	-	-	12,725
Charges of the Depôt at Warley, and other Recruiting Charges, in- cluding Expenses of Engineer Cadets and of Recruits studying the art of Sapping and Mining at Chatham (No. 33)	-	-	-	-	-	-	-	-	-	32,172
Military Seminary at Addiscombe; net Charge (No. 33)	-	-	-	-	-	-	-	-	-	4,778
Pensions under the Regulations of Lord Clive's Fund (No. 33)	-	-	-	-	-	-	-	-	-	70,290
										1,193,215
TOTAL Military Charges of India - - -										£. 10,868,698

## No. 26.

GENERAL ABSTRACT ACCOUNT of the MARINE CHARGES of *India* for the Year ended the 30th April 1852 (exclusive of the Charges defrayed in *England*).

		£.	£.
<i>Bengal</i> :			
Superintendent's Office, Marine Pay Office, and Naval Storekeeper's Department: Salaries, Establishments and Contingencies	-	10,049	
Master Attendant's - - ditto - - ditto	-	5,726	
Registry Office of Merchant Seamen - - ditto	-	1,687	
Lighthouses and Floating Lights, Chain Moorings, Hulks and Re- ceiving Vessels	-	9,757	
Pilot Schooners, Row Boats and Bhaoleahs	-	37,596	
Telegraphic Establishment	-	954	
Marine Charges at Arracan, and in the Tenasserim Provinces, including Charges of the Moulmein Flotilla	-	14,942	
Dockyard at Kidderpore	-	12,574	
Marine Surveys and Miscellaneous	-	3,442	
Repairs of Buildings	-	1,251	
Stores	-	12,830	
Steam Navigation:			
Controller's Office, Workshops and Coal Depôt at Kid- derpore	-	£. 16,928	
Internal:			
Freight Office, Steam Agents, Native Mari- ners, and Coal and Firewood Depôts	-	£. 6,452	
Steam Boats, Accommodation Flats, Cargo and Troop Boats	-	20,538	
External:		26,990	
Purchase of Fuel for Steamers, and Charges of Coal Depôts at Moulmein, Akyab and Point de Galle	-	£. 10,679	
Charges of Steamers	-	16,222	
		26,901	
		70,819	
Carried forward - - -		£. 181,627	

No. 26.—ACCOUNT of the Marine Charges of *India* for the Year ended 30 April 1852—*continued*.

	£.	£.
<i>Bengal</i> —continued.		
Brought forward - - -	181,627	
Pensions - - - - -	7,152	
	188,779	
Deduct,—Carried to Account in 1851–52 for Expenses of the Steamers “Nemesis,” “Phlegethon,” and “Pluto,” chargeable to Her Majesty’s Government, for Services in the China Seas -	19,485	169,294
<i>Madras</i> :		
Marine Board, Salaries, Establishments and Contingencies - - -	933	
Master Attendant’s - - ditto - - ditto - - - - -	2,741	
Lighthouse Charges - - - - -	241	
Establishment of the Registrar of Merchant Seamen - - - - -	371	
Establishments at the Outports - - - - -	1,573	
Charges on account of the “Hugh Lindsay” Steamer, including Coals purchased - - - - -	3,385	
Miscellaneous - - - - -	158	
Pensions - - - - -	126	9,528
<i>Bombay</i> :		
Marine Office, Salaries, Establishment and Contingencies - - -	14,719	
Master Attendant’s Department, including Charges of Lighthouses and Pilot Establishment - - - - -	8,461	
Controller’s Department, including Dock and Steam Engine - - -	6,131	
Conservator of Forests, Salary and Establishment - - - - -	993	
Charges of Cruisers and Vessels - - - - -	26,452	
Charges of Steam Vessels - - - - - £. 68,505		
Deduct,—Received this year for Passage Money - - - 22,955		
	45,550	
Stores - - - - -	68,516	
Repairs of Buildings - - - - -	742	
Pay of Officers unattached, Contingent and Miscellaneous Charges in the Marine Department - - - - -	8,779	
Retired Pay and Pensions - - - - -	1,985	
	£. 182,328	
<i>Scinde</i> :		
Pay to Officers and Crews of the several Vessels employed in Scinde -	24,614	206,942
TOTAL Charges in India (No. 12) - - - £.		385,764
<i>CHARGES in England</i> :		
Furlough and Retired Pay to Marine Officers (Account, No. 12) - -	26,433	
Passage and Outfit, Volunteers for Pilot Service (No. 33) - - -	139	
Invoice Value of Marine Stores (No. 34) - - - - -	33,759	
Coals for Depôts and Miscellaneous Expenses connected with Steam Communication with India, deducting the Sum of 50,000 <i>l.</i> chargeable to Her Majesty’s Government on that Account (No. 12) - - -	21,451	
		81,782
TOTAL Marine Charges - - - £.		467,546

## No. 27.

GENERAL ABSTRACT ACCOUNT of the MINT CHARGES of *India* for the Year ended the 30th April 1852.

<i>Bengal :</i>	£.
Salaries, Establishments and Contingent Charges of the Mint Master, Assay Master, &c. - - - - -	£. 20,780
Loss of Weight in melting, and Miscellaneous Charges - - - - -	5,855
	26,635
<i>Madras :</i>	
Salaries, Establishment and Contingencies of the Mint Master, Assay Master, &c. -	10,278
<i>Bombay :</i>	
Salaries, Establishment and Contingencies of the Mint Master, Assay Master, &c. -	16,333
	£. 53,246

## No. 28.

GENERAL ABSTRACT ACCOUNT of the SUMS paid and payable for INTEREST on *India* DEBT in the Year ended the 30th April 1852, showing also the Amount of the Debt at that Date.

AMOUNT of INTEREST paid in the Year 1851-52 :	£.	£.
<i>Bengal :</i>		
Interest on Loans - - - - -	-	1,967,359
Treasury Notes - - - - -	20,150	
Deposits on account of Service Funds, Savings Banks, &c. - - -	69,903	90,053
		2,057,412
<i>North-Western Provinces, &amp;c. :</i>		
Interest on temporary Loans - - - - -	2,123	
Interest on Deposits - - - - -	824	2,947
<i>Madras :</i>		
Interest on Loans - - - - -	1,509	
Interest on the Fund for the Redemption of the Bonds issued to the Creditors of the late Rajah of Tanjore - - - - -	11,335	
Interest on Treasury Notes - - - - -	164	
Interest on Deposits on account of Service Funds, Savings Banks, &c. -	40,586	53,594
<i>Bombay :</i>		
Interest on Treasury Notes - - - - -	91	
Interest on Deposits on account of Service Funds, Savings Banks, &c. -	70,395	70,486
	£.	2,184,439

## ABSTRACT PAYMENTS of INTEREST :

	On Indian Loans.	On Temporary Loans.	Treasury Notes.	On Tanjore Sinking Fund.	On Miscellaneous Deposits.	TOTAL.
	£.	£.	£.	£.	£.	£.
Bengal - - - - -	1,967,359	-	20,150	-	69,903	2,057,412
North-Western Provinces -	-	2,123	-	-	824	2,947
Madras - - - - -	1,509	-	164	11,335	40,586	53,594
Bombay - - - - -	-	-	91	-	70,395	70,486
£.	1,968,868	2,123	20,405	11,335	181,708	2,184,439

Sums paid and payable for Interest on India Debt, in the year ended 30 April 1852—*continued*.

The AMOUNT of INTEREST payable on the PUBLIC DEBTS outstanding at the several Presidencies of India on the 30th April 1852, was as follows:

	Amount of Debt.	Rate of Interest.	Annual Amount Charged for Interest at the foregoing Rate.
<i>India :</i>			
Registered Debt :	£.		£.
Loans - - - - -	338,178	6 per cent. - -	20,291
Ditto - - - - -	27,037,734	5 per cent. - -	1,351,887
Ditto - - - - -	14,931,327	4 per cent. - -	597,253
£.	42,307,239		1,969,431
<i>Bengal :</i>			
Loan transferred from Fort Marlborough -	841	10 per cent. -	84
Treasury Notes - - - - -	763,785	Average 5 per cent.	38,134
Civil and Medical Funds - - - - -	2,035,013	6, 5 and 4 per cent.	121,608
Miscellaneous Deposits - - - - -	84,400	5 and 4 per cent. -	3,376
£.	45,191,278		2,132,633
<i>North-Western Provinces, including the newly acquired Territory :</i>			
Miscellaneous Deposits - - - - -	18,750	4 per cent. - -	750
Temporary Loans - - - - -	349,969	5 per cent. - -	17,498
£.	368,719		18,248
<i>Madras :</i>			
Loans - - - - -	14,437	8 per cent. - -	1,155
Ditto - - - - -	7,547	6 per cent. - -	453
Civil, Military and Medical Funds - -	696,637	6 and 5 per cent. -	39,005
Miscellaneous Deposits - - - - -	63,644	6, 5 and 4 per cent.	2,767
Treasury Notes - - - - -	5,110	4 per cent. - -	205
Fund for the Redemption of the Bonds issued to the Creditors of the late Rajah of Tanjore	289,976	4 per cent. - -	11,598
£.	1,077,351		55,183
<i>Bombay :</i>			
Civil Annuity and other Funds - - -	547,846	6 per cent. - -	32,871
Civil, Provident and Military Funds - -	743,453	5 per cent. - -	37,173
Miscellaneous Deposits - - - - -	84,191	4 per cent. - -	3,367
Treasury Notes - - - - -	1,406	4 per cent. - -	56
£.	1,376,896		73,467
£.	48,014,244		2,279,531

## No. 29.

GENERAL ABSTRACT of the RECEIPTS and DISBURSEMENTS of the several Presidencies of *India* for the Year ended the 30th April 1852, showing the Local Surplus or Deficit at each Presidency.

	Number of Account.	BENGAL.	North-Western Provinces, including the newly acquired Territory.	TOTAL.	MADRAS.	BOMBAY (including Scinde and Sattarah).	TOTAL of India.
NET REVENUES and RECEIPTS:		£.	£.	£.	£.	£.	£.
Per Account - - - -	2	7,584,435	- -	13,255,150	- -	- -	19,827,496
Ditto - - - -	6	- -	5,670,715		- -	- -	
Ditto - - - -	8	- -	- -	- -	3,704,048	- -	
Ditto - - - -	9	- -	- -	- -	- -	2,868,298	
TOTAL, Net Receipts - - -	£.	7,584,435	5,670,715	13,255,150	3,704,048	2,868,298	19,827,496
EXPENDITURE:							
Civil and Political Charges -	21	863,905	216,970	1,080,875	286,514	392,348	1,759,737
Judicial and Police Charges -	22	704,135	911,525	1,615,660	316,674	348,561	2,280,895
Buildings, Roads, &c. - -	23	20,704	270,796	291,500	18,848	88,306	398,654
Military Charges - - -	25	*5,011,816	256,330	5,442,230	2,499,441	1,692,268	9,675,483
Ditto Buildings - - -	- -	174,084	- -		9,396	32,148	
Indian Navy and Marine and Pilotage Charges - - -	26	169,294	- -	169,294	9,528	206,942	385,764
Charges, Prince of Wales' Island, Singapore and Malacca - -	24	51,636	- -	51,636	- -	- -	51,636
Mint Charges - - - -	27	26,635	- -	26,635	10,278	16,333	53,246
Interest on Debt (exclusive of Inter- est on the General Registered Debt of India) - - -	28	90,053	2,947	93,000	53,594	70,486	217,080
		7,112,262	1,658,568	8,770,830	3,204,273	2,847,392	14,822,495
Local Surplus at Bengal - - -	- -	472,173					
Interest on the General Registered Debt of India, charged in Ac- count to Bengal - - -	28	1,967,359	- -	1,967,359	- -	- -	1,967,359
TOTAL Expenditure - - -	£.	9,079,621	1,658,568	10,738,189	3,204,273	2,847,392	16,789,854
Local Deficit, after charging to Bengal the Interest on the General Regis- tered Debt of India, carried to No. 30 - - - -	- -	1,495,186					
Local Surplus, carried to No. 30 -	-	- -	4,012,147	2,516,961	499,775	20,906	3,037,642
	£.	7,584,435	5,670,715	13,255,150	3,704,048	2,868,298	19,827,496

\* Partly chargeable to the North-Western Provinces.

Local Surplus brought down - - - -	£.
Deducting Charges defrayed in England (per Accounts, Nos. 12 and 13) -	3,037,642
Surplus of Income over Expenditure (Accounts, Nos. 12 and 13) - - -	2,506,377
	£. 531,265

No. 30. - - - - -

ACCOUNT of the BALANCES of PUBLIC MONEY in the several Treasuries of *India*, on the 30th April 1851;  
Repayments on various Accounts; the Supplies to and from London and between the

	BENGAL.	North-Western Provinces (including the newly-acquired Territory).	MADRAS.	BOMBAY.	TOTAL.
	£.	£.	£.	£.	£.
Cash Balances in the Treasuries on the 30th April 1851 - - - - -	3,107,369	3,414,934	2,769,991	2,774,804	12,067,098
DEBT incurred :					
Indian Loans, at 4 and 5 per Cent. - - -	53,409	—	—	—	
Treasury Notes - - - - -	114,715	- - -	2,625	141	
Bills outstanding - - - - -	1,792,728	341,776	1,079	—	
Received on account of Civil, Military and other Service Funds - - - - -	608,417	- - -	252,724	191,715	
Miscellaneous Deposits - - - - -	1,204,963	2,235,377	442,957	361,511	
Gwalior Contingent, under Treaty of 13th January 1844 - - - - -	168,494	—	—	—	
Sinking Fund (and Interest thereon) for Redemption of the Bonds issued to the Creditors of the late Rajah of Tanjore - - -	- - -	- - -	37,697	—	
TOTAL Debt incurred - - - £.	3,942,726	2,577,153	737,082	553,367	7,810,328
Advances made by Government repaid, including Tuccavee Advances - - - - -	308,089	1,297,532	490,465	162,705	2,258,791
SUPPLIES from LONDON :					
Bills on the Court for Interest of India Debt	51,862	- - -	12,192	9,264	
Ditto - - - for Interest on Claims on the late Rajah of Tanjore - - - - -	- - -	- - -	3,476	—	
Other Bills on the Court - - - - -	9,150	- - -	6,095	7,654	
Advances made in England repaid - - -	333,635	- - -	173,376	126,594	
Miscellaneous, including Credits to Her Majesty's Government - - - - -	63,386	- - -	9,496	4,688	
Dividends on Stock of the 5 per Cent. Transfer Loan, paid in England - - - - -	130,896	—	—	—	
Invoice Value of Copper for Coinage - - -	39,825	- - -	4,492	—	
Receipts on account of Indian Railways, under Deeds of Contract with the respective Railway Companies - - - - -	22,006	- - -	- - -	37,609	
TOTAL Supplies from London - £.	650,760	- - -	209,127	185,809	1,045,696
ACCOUNTS CURRENT between the PRESIDENCIES :					
Bills drawn, Remittances of Treasure, and Advances and Disbursements (Excess Credits to other Presidencies at Bengal and Bombay) - - - - -	3,586,514	- - -	- - -	769,687	4,356,201
£.	11,595,458	7,289,619	4,206,665	4,446,372	27,538,114
Excess of Income over Expenditure (Account, No. 29) - - - - -	- - -	4,012,147	499,775	20,906	4,532,828
£.	11,595,458	11,301,766	4,706,440	4,467,278	32,070,942

## No. 30.

the Amount of Debt incurred and Debt discharged during the Year 1851-52; the Amount of Advances and several Presidencies, and the Balances in the Indian Treasuries on the 30th April 1852.

	BENGAL.	North-Western Provinces (including the newly-acquired Territory).	MADRAS.	BOMBAY.	TOTAL.
	£.	£.	£.	£.	£.
DEBT discharged:					
Loans at 5 per Cent. - - - - -	4,812	—	—	—	
Treasury Notes - - - - -	167,016	- - -	938	938	
Payments on account of Civil, Military and other Service Funds - - - - -	527,136	- - -	182,365	155,504	
Miscellaneous Deposits - - - - -	1,206,848	2,145,965	440,531	298,756	
Gwalior Contingent, under Treaty of 13th January 1844 - - - - -	141,833	—	—	—	
Bills outstanding - - - - -	1,452,204	287,685	21,346	—	
TOTAL Debt discharged - - - £.	3,499,849	2,433,650	645,180	455,198	7,033,877
Advances repayable, including Tuccavee Ad- vances - - - - -					
	211,187	1,269,277	95,805	194,620	1,770,889
SUPPLIES to LONDON:					
Bills drawn by the Court discharged - -	2,207,591	- - -	294,704	20,821	
Payments on account Indian Railways, under Deeds of Contract with the respective Rail- way Companies - - - - -	147,579	- - -	- - -	59,309	
Bills on Her Majesty's Government trans- mitted - - - - -	48,573	—	—	—	
Supplies to Her Majesty's Government, in- cluding Charges on account of the Expe- dition to China, repayable in England -	173,059	- - -	3,235	—	
Miscellaneous, including net Gain by ex- change operations with reference to the fixed rate of 2 s. the Sicca Rupee - -	178,108	- - -	35,052	25,327	
TOTAL Supplies to London - - £.	2,754,910	- - -	332,991	105,457	3,193,358
ACCOUNTS CURRENT between the PRESI- DENCIES:					
Bills paid, Remittances of Treasure, and Ad- vances and Disbursements (Excess Debits to other Presidencies at the North-Western Provinces and Madras) - - - - -	- - -	4,225,959	680,976	- - -	4,906,935
£.	6,465,946	7,928,886	1,754,952	755,275	16,905,059
Excess of Expenditure over Income (Account, No. 29) - - - - -	1,495,186	- - -	- - -	- - -	1,495,186
Cash Balances in the several Treasuries on 30th April 1852 - - - - -	3,634,326	3,372,880	2,951,488	3,712,003	13,670,697
£.	11,595,458	11,301,766	4,706,440	4,467,278	32,070,942

## No. 31.

GENERAL ABSTRACT ACCOUNT of the Sums paid and payable for Interest on the HOME BOND DEBT for the Year ended 30th April 1852, showing also the Amount of the Debt at that Date.

Amount of Capital of the Home Bond Debt on the 30th April 1851 and on the 30th April 1852 - - - - -	£. 3,899,500	£.	s. d.
Interest thereon at the rate of £. 3. 10. per cent. per annum, from the 31st of March to the 7th of June 1851 - - - - -	-	62,067	- 10
Interest thereon at the rate of £. 3. per cent. per annum, from the 7th of June 1851 to the 30th of September 1851 - - - - -	-		
Interest thereon at the rate of £. 3. per cent. per annum, from the 1st of October 1851 to the 31st of March 1852 - - - - -	-	58,492	10 -
	£.	120,559	10 10
Amount actually paid in the period (including Arrears not previously demanded) - - - - -	£.	121,021	15 1

*Note.*—The Interest on the Bond Debt is payable half-yearly; viz., on the 1st of April and 1st of October in each year.

## No. 32.

GENERAL ABSTRACT ACCOUNT of the Charges for TRANSPORT of TROOPS and STORES, deducting the Amount of Freight charged in Invoices, in the Year ended the 30th April 1852.

Proportion paid in England of the Freight of Stores consigned to India	£.	2,524	£.
Ditto - - - - - of the Passage-money of Troops to India -		7,177	
Preserved Provisions, Grocery, Bedding and other Supplies for the use of the Troops on the Voyage - - - - -		2,914	
Proportion paid in England of the Passage-money of Troops homeward (Invalids) - - - - -		6,801	
Medical Attendance upon Troops on Homeward Voyage (payable in England) - - - - -		899	
Freight of various articles consigned to England - - - - -		17	
Expenses connected with the examination of Troop and Store Ships, and the embarkation of Troops proceeding to India - - - - -		490	
	£.	20,822	
Sale Produce of unexpended Stores from Troop Ships engaged in India - - - - -		377	
Troops - - - - -	£. 18,394		
Stores - - - - -	2,051		
		20,445	
Deduct,—The Amount of Freight payable upon the Consignments of Stores, charged in the Invoices per Account, No. 34 - - - - -		6,560	
	£.	13,885	

No. 33.

GENERAL ABSTRACT ACCOUNT of the Particulars comprised under the Head of CHARGES GENERAL, in the Statement of the Home Expenditure (Nos. 12 & 13), in the Year ended the 30th April 1852.

Board of Commissioners for the Affairs of India: Salaries of the President and Officers of the Board; and Superannuation Allowances granted by Warrant of the Crown, under Act 53 Geo. 3, c. 155, s. 91 - - - - -	£.	
Salaries of the Court of Directors of the East India Company - - - - -		28,386
Contingent Expenses of the Courts of Directors and Proprietors, consisting of Repairs to the East India House, Taxes, Rates and Tithes; Coals, Candles, Printing, Stationery, Bookbinding, Stamps, Postage, and various Petty Charges - - - - -		7,530
Salaries and Allowances of the Secretaries and Officers of the Court of Directors, deducting 2,693 l., the Amount applied from the Fee Fund in part payment thereof - - - - -		26,775
Annuitants and Pensioners: Annuities and Pensions for Civil, Judicial, Military and Maritime Services, including Compensation Annuities to late Commercial Servants, granted under the Act 3 & 4 Will. 4, c. 85 - - - - -		94,413
Haileybury College:		
Charge - - - - -	£. 19,171	
Received from Students - - - - -	7,181	
Net Charge - - - - -		11,990
Military Seminary at Addiscombe:		
Charge - - - - -	£. 23,191	
Received from Cadets, &c. - - - - -	18,413	
Net Charge - - - - -		4,778
Recruiting Charges, &c.: Pay of Officers and Non-Commissioned Officers of the Depôt at Warley and in the Recruiting Districts; Pay of Recruits previous to Embarkation; Bounty, Clothing, Arms, Accoutrements, &c., including Expenses of Engineer Cadets and Recruits studying the Art of Sapping and Mining at Chatham - - - - -		32,172
Passage and Outfit to Commander-in-Chief of Madras, Member of the Supreme Council of India, Bishop of Bombay, Aides-de-Camp, Chaplains, Officers in charge of Recruits, Officers in Her Majesty's Service proceeding to join their Regiments, Veterinary Surgeons, Volunteers for the Pilot Service, &c.:		
Military - - - - -	£. 12,725	
Marine - - - - -	139	
Member of Council of India and Bishop of Bombay - - - - -	1,700	
Charges of the Store Department, Articles for use in the Inspection of Military and other Stores, also Pay of Labourers employed in the Department of the Inspector of Stores, Wharfage, Cartage, &c. - - - - -		14,564
Lord Clive's Fund: Charge for Pensions, &c., deducting 2,451 l. interest, allowed on the Balance of Unclaimed Prize Money in the Home Treasury, made applicable to that Fund - - - - -		5,090
Expenses attending the Exhibition of the Industry of all Nations, deducting 1,276 l., the proceeds of Articles sold in the Year 1851-52 - - - - -		70,290
Law Charges - - - - -		3,885
Sundry Expenses incurred in view to the improvement of the Cultivation and Manufacture of Cotton, &c. in India - - - - -		5,472
Maintenance of Lunatics - - - - -		874
Balance paid to a Proprietor of Private Trade Goods (late Commercial Affairs of the Company) - - - - -		6,312
Miscellaneous: Consisting of Expenses of Overland and Ships' Packets, Maintenance of Natives of India, Donations to the Bengal Civil Fund, and to the Widows' Funds for the Home Service, Donations for Services, Relief, &c., and other Contingent Charges - - - - -		264
		8,696
	£.	521,922
RECEIPTS and CREDITS at Home taken in Reduction of the Aggregate Amount of Charge under the head of "Charges General."		
Per-centages added to Invoices, for Expenses of Establishments maintained for the provision and examination of Export Stores, per Account, No. 34 - - - - -	£. 7,204	
Profit realised from the Temporary Investments of the Surplus Home Cash Balances, deducting 12,272 l., the Amount of Interest allowed to the Credit of the Poplar Fund on its Balances, and on Amount of Unclaimed Prize Money applicable to Lord Clive's Fund, remaining in the Home Treasury - - - - -	24,504	
		31,708
	£.	490,214

## No. 34.


## GENERAL ABSTRACT ACCOUNT OF STORES EXPORTED TO India in the Year ended 30th April 1852.

	B E N G A L.				M A D R A S.				B O M B A Y.				TOTAL Invoice Amount of Stores Exported.
	Cost.	Establishment and Shipping Charges.	Freight.	TOTAL.	Cost.	Establishment and Shipping Charges.	Freight.	TOTAL.	Cost.	Establishment and Shipping Charges.	Freight.	TOTAL.	
	£.	£.	£.	£.	£.	£.	£.	£.	£.	£.	£.	£.	£.
CIVIL STORES:													
Stationery - - - - -	16,376	491	230	17,097	7,729	232	114	8,075	4,017	121	90	4,228	29,400
Mint Stores - - - - -	25,151	755	709	26,615	-	-	-	-	236	7	86	329	26,944
Miscellaneous ditto - - -	524	16	1	541	435	13	6	454	975	29	46	1,050	2,045
	42,051	1,262	940	44,253	8,164	245	120	8,529	5,228	157	222	5,607	58,389
MILITARY STORES:													
Hospital Stores - - - - -	7,927	238	94	8,259	6,763	203	91	7,057	4,649	140	45	4,834	20,150
Miscellaneous ditto - - -	57,917	1,737	1,083	60,737	47,579	1,427	537	49,543	28,607	858	1,541	31,006	141,286
Horses - - - - -	1,306	-	294	1,600	-	-	-	-	-	-	-	-	1,600
	67,150	1,975	1,471	70,596	54,342	1,630	628	56,600	33,256	998	1,586	35,840	163,036
Marine Stores - - - - -	9,464	284	374	10,122	135	4	6	145	21,630	649	1,213	23,492	33,759
Total Amount of Stores } Exported - - - - -	118,665	8,521	2,785	124,971	62,641	1,879	754	65,274	60,114	1,804	3,021	64,939	255,184

Total Invoice Amount of Stores, as above -	£.	255,184
Deduct Cost of Copper used for Coinage in India, included as Charge upon the Revenues in the Invoice Amount of Mint Stores consigned from England, but now deducted as having augmented the Cash Balances in the Indian Treasuries to the extent of the Amount coined -	£.	67,016
	£.	188,168

James C. Melvill,  
Secretary.

East India House,  
25 May 1854.




2

REVENUES (INDIA).


AN ACCOUNT exhibiting, in Sterling Money, the  
Gross and NET REVENUES of *India*, distin-  
guishing the several Presidencies, &c., for the  
Year ended the 30th day of April 1853; &c.

(*Sir Charles Wood.*)

Ordered, by The House of Commons, to be Printed,  
26 May 1854.



272.  
*Under 8 oz.*





206\$01464965